



Australian Government

Department of Foreign Affairs and Trade

CZECH REPUBLIC



Fact sheets are updated biannually; August and February

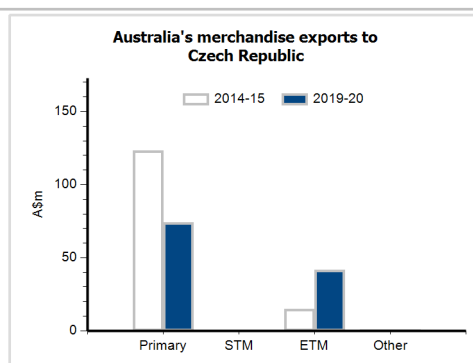
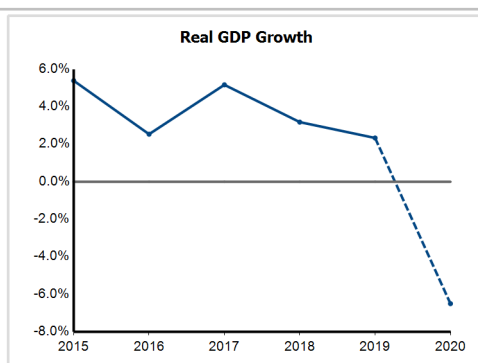
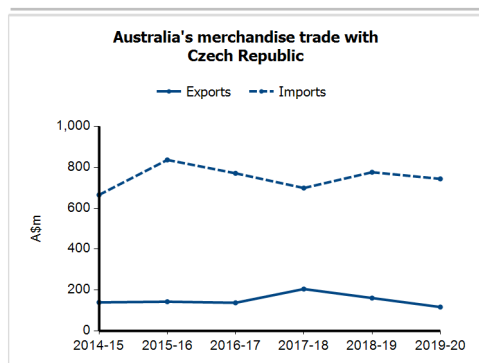
General information

Capital: Prague
Land area: 77,230 sq km
Official language(s): Czech
Population: 10.7 million (2019)
Currency: Koruna

Head of State
 President HE Mr Miloš Zeman
Head of Government
 Prime Minister Mr Andrej Babiš

Economic indicators (a)

	2015	2016	2017	2018	2019	2020
GDP (US\$b) (current prices)	188.0	196.3	218.6	248.9	250.7	242.0
GDP per capita (US\$)	17,842.9	18,597.2	20,666.7	23,459.7	23,538.5	22,627.5
GDP PPP (Int'l \$b)	357.6	381.4	412.9	436.3	454.4	430.9
GDP per capita PPP (Int'l \$)	33,933.4	36,136.8	39,031.1	41,118.3	42,669.9	40,293.3
Real GDP growth (% change yoy)	5.4	2.5	5.2	3.2	2.3	-6.5
Current account balance (US\$b)	0.5	3.0	3.6	1.0	-0.9	-1.6
Current account balance (% GDP)	0.2	1.5	1.6	0.4	-0.4	-0.7
Inflation (% change yoy)	0.3	0.7	2.5	2.2	2.9	3.3
Unemployment (% labour force)	5.0	3.9	2.9	2.2	2.0	3.1



Australia's trade and investment relationship with Czech Republic (b)

Australian merchandise trade with Czech Republic, 2019-20 (A\$m)		Total share	Rank	Growth (yoy)
Exports to Czech Republic	117	0.0%	53rd	-27.4%
Imports from Czech Republic	744	0.2%	38th	-4.2%
Total merchandise trade (exports + imports)	860	0.1%	46th	-8.2%

Major Australian exports, 2019-20 (A\$m)

Wool & other animal hair (incl tops)	74
Vehicle parts & accessories	9
Non-electric engines & motors	8
Telecom equipment & parts	7

Major Australian imports, 2019-20 (A\$m)

Passenger motor vehicles	175
Pumps (excl liquid pumps) & parts	48
Telecom equipment & parts	36
Electrical machinery & parts, nes	27

Australia's trade in services with Czech Republic, 2019-20 (A\$m)

	Total share	Rank	Growth (yoy)
Exports of services to Czech Republic	0.1%	64th	-18.9%
Imports of services from Czech Republic	0.0%	94th	-38.9%

Australia's investment relationship with Czech Republic, 2019 (A\$m)

	Total	FDI
Australia's investment in Czech Republic	290	np
Czech Republic's investment in Australia	784	np

Czech Republic's global merchandise trade relationships

Czech Republic's principal export destinations, 2019

1 Germany	31.8%
2 Slovak Republic	7.6%
3 Poland	6.0%
39 Australia	0.2%

Czech Republic's principal import sources, 2019

1 Germany	24.7%
2 China	15.8%
3 Poland	7.5%
56 Australia	0.1%

Compiled by the Statistics Section, DFAT, using the latest data from the ABS, the IMF and various international sources

(a) Economic indicators data is from the IMF WEO where available, the EIU or other reputable source. Data may include forecasts or projections for recent years. GNI may be shown in lieu of GDP for countries where GDP data is unavailable.
 (b) Merchandise trade data is based on published and unpublished ABS data. May exclude confidential items of trade. Totals may not add up due to rounding. Investment data is stocks as at end December.

All data may be subject to future revisions.

GDP - Gross Domestic Product PPP - Purchasing power parity GNI - Gross National Income na - Data is not available np - Data is not published .. - Data is not meaningful Primary - Primary goods STM - Simply transformed manufactures
 ETM - Elaborately transformed manufactures Other - Other goods including non-monetary gold f.c.f. - Fresh, chilled or frozen nes - Not elsewhere specified