



Australian Government

Department of Foreign Affairs and Trade

CÔTE D'IVOIRE



Fact sheets are updated biannually; August and February

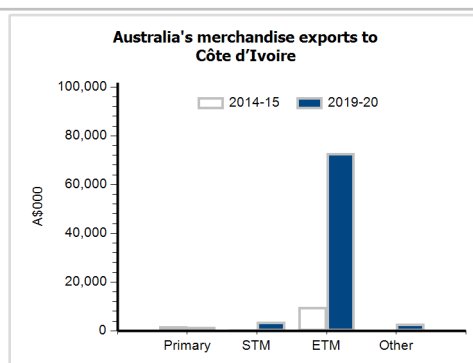
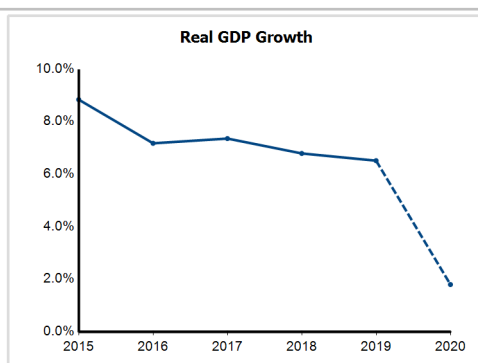
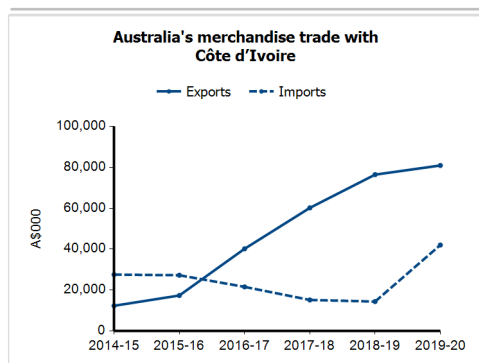
General information

Capital: Yamoussoukro
Land area: 318,000 sq km
Official language(s): French
Population: 26.3 million (2019)
Currency: CFA Franc

Head of State
 President HE Mr Alassane Ouattara
Head of Government
 Prime Minister HE Mr Patrick Achi

Economic indicators (a)

	2015	2016	2017	2018	2019	2020
GDP (US\$b) (current prices)	45.8	48.0	51.6	57.7	58.6	61.5
GDP per capita (US\$)	1,932.2	1,971.6	2,066.9	2,254.1	2,229.6	2,281.4
GDP PPP (Int'l \$b)	108.1	112.6	118.1	129.1	140.0	144.5
GDP per capita PPP (Int'l \$)	4,557.8	4,628.9	4,729.7	5,041.2	5,327.0	5,360.1
Real GDP growth (% change yoy)	8.8	7.2	7.4	6.8	6.5	1.8
Current account balance (US\$b)	-0.2	-0.4	-1.0	-2.1	-1.6	-2.3
Current account balance (% GDP)	-0.4	-0.9	-2.0	-3.6	-2.7	-3.7
Inflation (% change yoy)	1.2	0.7	0.7	0.4	0.8	1.2
Unemployment (% labour force)	na	2.6	3.3	na	na	na



Australia's trade and investment relationship with Côte d'Ivoire (b)

Australian merchandise trade with Côte d'Ivoire, 2019-20 (A\$000)		Total share	Rank	Growth (yoy)
Exports to Côte d'Ivoire	80,937	0.0%	61st	5.9%
Imports from Côte d'Ivoire	42,027	0.0%	85th	192.8%
Total merchandise trade (exports + imports)	122,964	0.0%	80th	35.4%

Major Australian exports, 2019-20 (A\$000)

Specialised machinery & parts	8,397
Civil engineering equipment & parts	7,943
Pumps for liquids & parts	5,286
Mechanical handling equip & parts	5,050

Major Australian imports, 2019-20 (A\$000)

Gold	32,390
Cocoa	9,446
Fruit & nuts	42
Silver & platinum	39

Australia's trade in services with Côte d'Ivoire, 2019-20 (A\$m)

Exports of services to Côte d'Ivoire	9	0.0%	117th	-30.8%
Imports of services from Côte d'Ivoire	1	0.0%	167th	-50.0%

Australia's investment relationship with Côte d'Ivoire, 2019 (A\$m)

	Total	FDI
Australia's investment in Côte d'Ivoire	np	np
Côte d'Ivoire's investment in Australia	np	np

Côte d'Ivoire's global merchandise trade relationships

Côte d'Ivoire's principal export destinations

- No Data Available -

Côte d'Ivoire's principal import sources

- No Data Available -

Compiled by the Statistics Section, DFAT, using the latest data from the ABS, the IMF and various international sources

(a) Economic indicators data is from the IMF WEO where available, the EIU or other reputable source. Data may include forecasts or projections for recent years. GNI may be shown in lieu of GDP for countries where GDP data is unavailable.
 (b) Merchandise trade data is based on published and unpublished ABS data. May exclude confidential items of trade. Totals may not add up due to rounding. Investment data is stocks as at end December.

All data may be subject to future revisions.

GDP - Gross Domestic Product PPP - Purchasing power parity GNI - Gross National Income na - Data is not available np - Data is not published .. - Data is not meaningful Primary - Primary goods STM - Simply transformed manufactures
 ETM - Elaborately transformed manufactures Other - Other goods including non-monetary gold f.c.f. - Fresh, chilled or frozen nes - Not elsewhere specified