



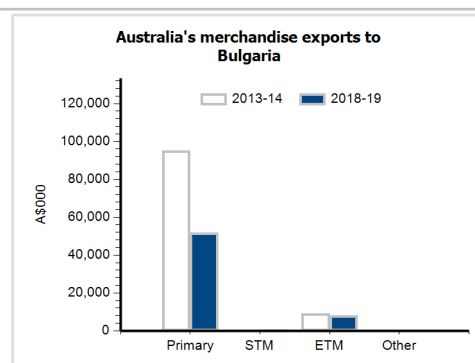
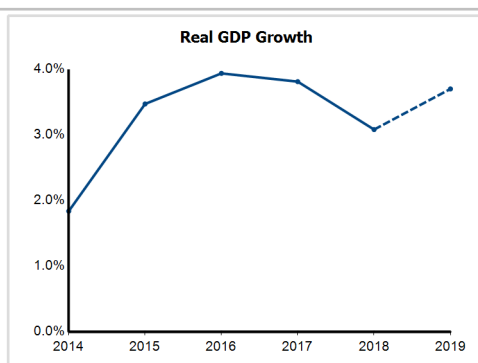
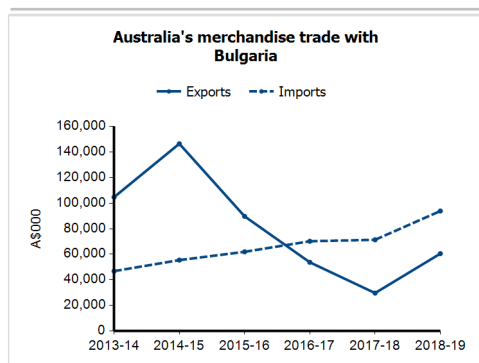
General information

Capital:	Sofia
Land area:	108,560 sq km
Official language(s):	Bulgarian
Population:	7.0 million (2018)
Currency:	Lev

Head of State
President HE Dr Rumen Radev
Head of Government
Prime Minister HE Mr Boyko Borissov

Economic indicators (a)

	2014	2015	2016	2017	2018	2019
GDP (US\$b) (current prices)	56.8	50.2	53.2	58.3	65.2	66.3
GDP per capita (US\$)	7,888.6	7,017.4	7,496.1	8,275.4	9,313.8	9,518.4
GDP PPP (Int'l \$b)	132.3	138.3	145.2	153.6	162.2	171.2
GDP per capita PPP (Int'l \$)	18,365.7	19,331.0	20,448.5	21,786.6	23,169.3	24,595.1
Real GDP growth (% change yoy)	1.8	3.5	3.9	3.8	3.1	3.7
Current account balance (US\$b)	0.7	0.0	1.4	1.8	3.0	2.1
Current account balance (% GDP)	1.2	0.0	2.6	3.1	4.6	3.2
Inflation (% change yoy)	-1.6	-1.1	-1.3	1.2	2.6	2.5
Unemployment (% labour force)	11.5	9.2	7.7	6.2	5.3	4.9



Australia's trade and investment relationship with Bulgaria (b)

Australian merchandise trade with Bulgaria, 2018-19 (A\$000)

		Total share	Rank	Growth (yoy)
Exports to Bulgaria	60,480	0.0%	74th	104.2%
Imports from Bulgaria	93,846	0.0%	68th	31.5%
Total merchandise trade (exports + imports)	154,326	0.0%	76th	52.9%

Major Australian exports, 2018-19 (A\$000)

Precious metal ores & conc (excl gold)	41,391
Wool & other animal hair (incl tops)	9,938
Medicaments (incl veterinary)	2,716
Pharm products (excl medicaments)	1,964

Major Australian imports, 2018-19 (A\$000)

Medicaments (incl veterinary)	19,679
Travel goods, bags & like containers	6,784
Oil-seeds & oleaginous fruits, soft	6,024
Cheese & curd	5,457

Australia's trade in services with Bulgaria, 2018-19 (A\$m)

		Total share	Rank	Growth (yoy)
Exports of services to Bulgaria	18	0.0%	97th	-14.3%
Imports of services from Bulgaria	9	0.0%	118th	12.5%

Australia's investment relationship with Bulgaria, 2018 (A\$m)

	Total	FDI
Australia's investment in Bulgaria	np	np
Bulgaria's investment in Australia	2	np

Bulgaria's global merchandise trade relationships

Bulgaria's principal export destinations, 2018

1 Germany	14.8%
2 Italy	8.6%
3 Romania	8.5%
64 Australia	0.1%

Bulgaria's principal import sources, 2018

1 Germany	12.4%
2 Russian Federation	9.7%
3 Italy	7.5%
51 Australia	0.2%