



Australian Government

Department of Foreign Affairs and Trade

BOSNIA-HERZEGOVINA



General information

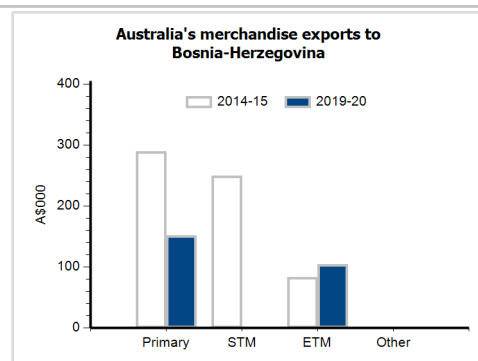
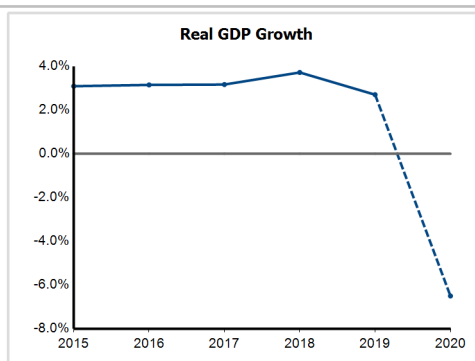
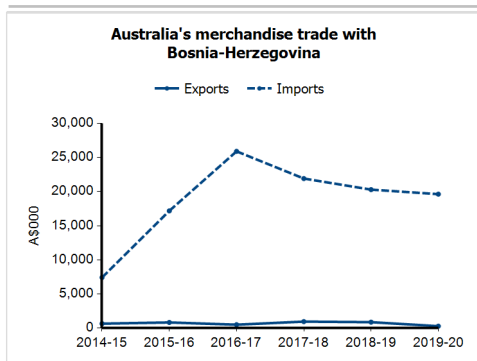
Fact sheets are updated biannually; August and February

Capital: Sarajevo
Land area: 51,000 sq km
Official language(s): Bosnian, Serbian, Croatian
Population: 3.3 million (2019)
Currency: Convertible marka

Head of State
 HE Milorad Dodik (current Chairman), HE Mr Željko Komšić, and Mr Šefik Džaferović (8 month rotating presidency)
Head of Government
 Chairman of the Council of Ministers HE Dr Zoran Tegeltija

Economic indicators (a)

	2015	2016	2017	2018	2019	2020
GDP (US\$b) (current prices)	16.2	16.9	18.1	20.2	19.9	18.9
GDP per capita (US\$)	4,727.3	4,994.1	5,392.4	6,073.9	6,015.2	5,761.7
GDP PPP (Int'l \$b)	41.2	44.3	46.4	49.3	51.5	48.8
GDP per capita PPP (Int'l \$)	12,013.9	13,069.5	13,836.7	14,828.1	15,603.6	14,894.6
Real GDP growth (% change yoy)	3.1	3.1	3.2	3.7	2.7	-6.5
Current account balance (US\$b)	-0.8	-0.8	-0.8	-0.7	-0.7	-0.8
Current account balance (% GDP)	-5.1	-4.7	-4.4	-3.7	-3.6	-4.4
Inflation (% change yoy)	-1.0	-1.6	0.8	1.4	0.6	-0.8
Unemployment (% labour force)	27.7	25.4	20.5	18.4	15.7	19.0



Australia's trade and investment relationship with Bosnia-Herzegovina (b)

Australian merchandise trade with Bosnia-Herzegovina, 2019-20 (A\$000)		Total share	Rank	Growth (yoy)
Exports to Bosnia-Herzegovina	256	0.0%	192nd	-69.7%
Imports from Bosnia-Herzegovina	19,633	0.0%	104th	-3.3%
Total merchandise trade (exports + imports)	19,889	0.0%	130th	-5.9%

Major Australian exports, 2019-20 (A\$000)

Meat (excl beef), f.c.f.	152
Coated flat-rolled iron & steel	34
Prams, toys, games & sporting goods	14
Pumps (excl liquid pumps) & parts	14

Major Australian imports, 2019-20 (A\$000)

Medical instruments (incl veterinary)	9,739
Footwear	1,912
Women's clothing (excl knitted)	1,438
Furniture, mattresses & cushions	1,234

Australia's trade in services with Bosnia-Herzegovina, 2019-20 (A\$m)

	Total share	Rank	Growth (yoy)
Exports of services to Bosnia-Herzegovina	0.0%	128th	-16.7%
Imports of services from Bosnia-Herzegovina	0.0%	101st	-10.0%

Australia's investment relationship with Bosnia-Herzegovina, 2019 (A\$m)

	Total	FDI
Australia's investment in Bosnia-Herzegovina	0	0
Bosnia-Herzegovina's investment in Australia	np	0

Bosnia-Herzegovina's global merchandise trade relationships

Bosnia-Herzegovina's principal export destinations, 2019

1 Germany	14.6%
2 Croatia	12.2%
3 Serbia	11.4%
47 Australia	0.1%

Bosnia-Herzegovina's principal import sources, 2019

1 Germany	12.0%
2 Italy	12.0%
3 Serbia	11.1%
90 Australia	0.0%

Compiled by the Statistics Section, DFAT, using the latest data from the ABS, the IMF and various international sources

(a) Economic indicators data is from the IMF WEO where available, the EIU or other reputable source. Data may include forecasts or projections for recent years. GNI may be shown in lieu of GDP for countries where GDP data is unavailable.
 (b) Merchandise trade data is based on published and unpublished ABS data. May exclude confidential items of trade. Totals may not add up due to rounding. Investment data is stocks as at end December.

All data may be subject to future revisions.

GDP - Gross Domestic Product PPP - Purchasing power parity GNI - Gross National Income na - Data is not available np - Data is not published .. - Data is not meaningful Primary - Primary goods STM - Simply transformed manufactures
 ETM - Elaborately transformed manufactures Other - Other goods including non-monetary gold f.c.f. - Fresh, chilled or frozen nes - Not elsewhere specified