



Australian Government

Department of Foreign Affairs and Trade

BELARUS



General information

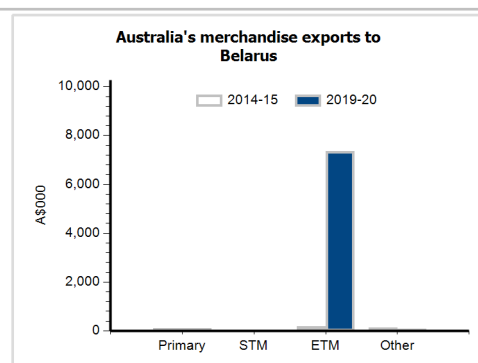
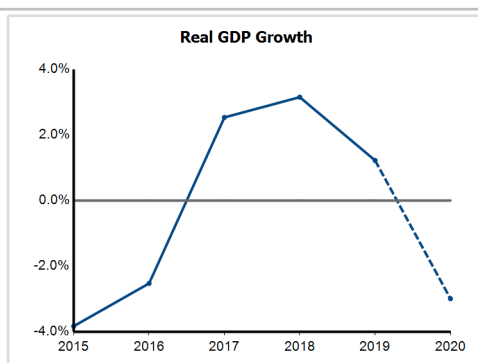
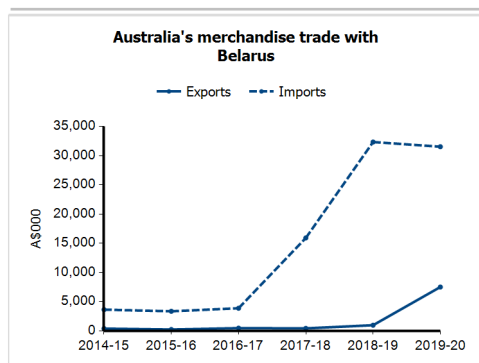
Fact sheets are updated biannually; August and February

Capital: Minsk
Land area: 202,910 sq km
Official language(s): Belarussian, Russian
Population: 9.5 million (2019)
Currency: Rubel

Head of State
 President HE Mr Aleksandr Grigorievich Lukashenko
Head of Government
 Prime Minister HE Mr Roman Golovchenko

Economic indicators (a)

	2015	2016	2017	2018	2019	2020
GDP (US\$b) (current prices)	56.3	47.7	54.7	60.0	63.1	57.7
GDP per capita (US\$)	5,941.2	5,022.5	5,757.3	6,322.3	6,658.1	6,133.9
GDP PPP (Int'l \$b)	171.2	168.4	173.6	183.4	189.0	185.9
GDP per capita PPP (Int'l \$)	18,057.6	17,732.4	18,267.2	19,321.4	19,942.3	19,758.7
Real GDP growth (% change yoy)	-3.8	-2.5	2.5	3.1	1.2	-3.0
Current account balance (US\$b)	-1.8	-1.6	-1.0	0.0	-1.2	-1.9
Current account balance (% GDP)	-3.3	-3.4	-1.7	0.0	-1.8	-3.3
Inflation (% change yoy)	13.5	11.8	6.0	4.9	5.6	5.1
Unemployment (% labour force)	0.9	1.0	0.8	0.4	0.3	1.4



Australia's trade and investment relationship with Belarus (b)

Australian merchandise trade with Belarus, 2019-20 (A\$000)

		Total share	Rank	Growth (yoy)
Exports to Belarus	7,515	0.0%	123rd	670.9%
Imports from Belarus	31,542	0.0%	91st	-2.5%
Total merchandise trade (exports + imports)	39,057	0.0%	116th	17.2%

Major Australian exports, 2019-20 (A\$000)

Optical goods, nes	7,099
Telecom equipment & parts	110
Alcoholic beverages	68
Measuring & analysing instruments	45

Major Australian imports, 2019-20 (A\$000)

Fertilisers (excl crude)	27,804
Medical instruments (incl veterinary)	1,020
Measuring & analysing instruments	784
Other textile fabrics, woven	386

Australia's trade in services with Belarus, 2019-20 (A\$m)

		Total share	Rank	Growth (yoy)
Exports of services to Belarus	3	0.0%	139th	-25.0%
Imports of services from Belarus	2	0.0%	157th	-33.3%

Australia's investment relationship with Belarus, 2019 (A\$m)

	Total	FDI
Australia's investment in Belarus	np	0
Belarus' investment in Australia	np	0

Belarus' global merchandise trade relationships

Belarus' principal export destinations, 2019

1 Russian Federation	42.1%
2 Ukraine	13.1%
3 United Kingdom	7.4%
96 Australia	0.0%

Belarus' principal import sources, 2019

1 Russian Federation	56.4%
2 China	9.4%
3 Germany	4.6%
76 Australia	0.0%

Compiled by the Statistics Section, DFAT, using the latest data from the ABS, the IMF and various international sources

(a) Economic indicators data is from the IMF WEO where available, the EIU or other reputable source. Data may include forecasts or projections for recent years. GNI may be shown in lieu of GDP for countries where GDP data is unavailable.
 (b) Merchandise trade data is based on published and unpublished ABS data. May exclude confidential items of trade. Totals may not add up due to rounding. Investment data is stocks as at end December.

All data may be subject to future revisions.

GDP - Gross Domestic Product PPP - Purchasing power parity GNI - Gross National Income na - Data is not available np - Data is not published .. - Data is not meaningful Primary - Primary goods STM - Simply transformed manufactures
 ETM - Elaborately transformed manufactures Other - Other goods including non-monetary gold f.c.f. - Fresh, chilled or frozen nes - Not elsewhere specified