



Australian Government

Department of Foreign Affairs and Trade

# AZERBAIJAN



## General information

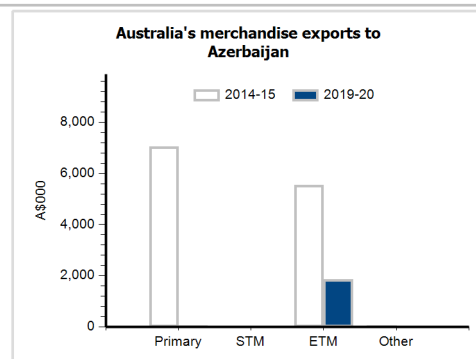
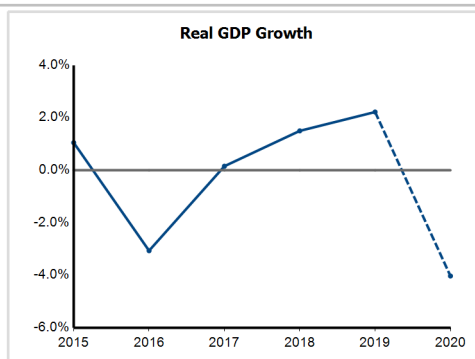
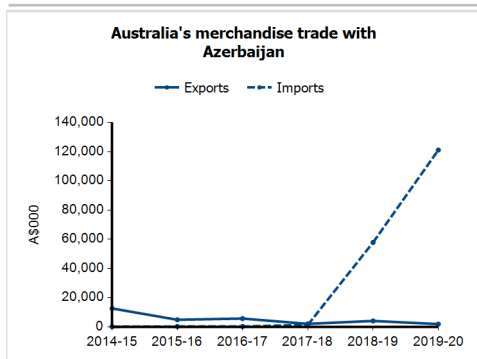
Fact sheets are updated biannually; August and February

**Capital:** Baku  
**Land area:** 82,658 sq km  
**Official language(s):** Azerbaijani  
**Population:** 10.0 million (2019)  
**Currency:** Manat

**Head of State**  
 President HE Mr Ilham Aliyev  
**Head of Government**  
 Prime Minister HE Mr Ali Asadov

## Economic indicators (a)

	2015	2016	2017	2018	2019	2020
<b>GDP (US\$b) (current prices)</b>	50.8	37.8	41.4	47.1	48.1	41.7
<b>GDP per capita (US\$)</b>	5,300.1	3,897.7	4,217.7	4,759.8	4,813.7	4,124.9
<b>GDP PPP (Int'l \$b)</b>	144.2	140.2	139.2	144.6	150.5	146.5
<b>GDP per capita PPP (Int'l \$)</b>	15,026.1	14,448.3	14,184.8	14,612.1	15,075.9	14,499.0
<b>Real GDP growth (% change yoy)</b>	1.1	-3.1	0.2	1.5	2.2	-4.0
<b>Current account balance (US\$b)</b>	-0.2	-1.4	1.7	6.1	4.4	-1.5
<b>Current account balance (% GDP)</b>	-0.4	-3.6	4.1	12.8	9.1	-3.6
<b>Inflation (% change yoy)</b>	4.0	12.4	12.8	2.3	2.7	3.0
<b>Unemployment (% labour force)</b>	5.0	5.0	5.0	4.9	4.8	6.5



## Australia's trade and investment relationship with Azerbaijan (b)

### Australian merchandise trade with Azerbaijan, 2019-20 (A\$000)

Exports to Azerbaijan	1,928
Imports from Azerbaijan	121,151
Total merchandise trade (exports + imports)	123,079

	Total share	Rank	Growth (yoy)
Exports to Azerbaijan	0.0%	158th	-52.9%
Imports from Azerbaijan	0.0%	66th	109.3%
Total merchandise trade (exports + imports)	0.0%	79th	98.6%

### Major Australian exports, 2019-20 (A\$000)

Civil engineering equipment & parts	828
Specialised machinery & parts	338
Electrical machinery & parts, nes	129
Measuring & analysing instruments	114

### Major Australian imports, 2019-20 (A\$000)

Crude petroleum	121,057
Fruit juices	48
Measuring & analysing instruments	28
Specialised machinery & parts	8

### Australia's trade in services with Azerbaijan, 2019-20 (A\$m)

Exports of services to Azerbaijan	6
Imports of services from Azerbaijan	1

	Total share	Rank	Growth (yoy)
Exports of services to Azerbaijan	0.0%	123rd	-40.0%
Imports of services from Azerbaijan	0.0%	167th	-50.0%

### Australia's investment relationship with Azerbaijan, 2019 (A\$m)

Australia's investment in Azerbaijan	np
Azerbaijan's investment in Australia	np

	Total	FDI
Australia's investment in Azerbaijan	np	0
Azerbaijan's investment in Australia	np	0

## Azerbaijan's global merchandise trade relationships

### Azerbaijan's principal export destinations, 2019

1 Italy	28.7%
2 Turkey	14.6%
3 Israel	6.8%
32 Australia	0.2%

### Azerbaijan's principal import sources, 2019

1 Russian Federation	16.8%
2 Turkey	12.1%
3 China	10.5%
11 Australia	2.2%

Compiled by the Statistics Section, DFAT, using the latest data from the ABS, the IMF and various international sources

(a) Economic indicators data is from the IMF WEO where available, the EIU or other reputable source. Data may include forecasts or projections for recent years. GNI may be shown in lieu of GDP for countries where GDP data is unavailable.  
 (b) Merchandise trade data is based on published and unpublished ABS data. May exclude confidential items of trade. Totals may not add up due to rounding. Investment data is stocks as at end December.

All data may be subject to future revisions.

GDP - Gross Domestic Product PPP - Purchasing power parity GNI - Gross National Income na - Data is not available np - Data is not published .. - Data is not meaningful Primary - Primary goods STM - Simply transformed manufactures  
 ETM - Elaborately transformed manufactures Other - Other goods including non-monetary gold f.c.f. - Fresh, chilled or frozen nes - Not elsewhere specified