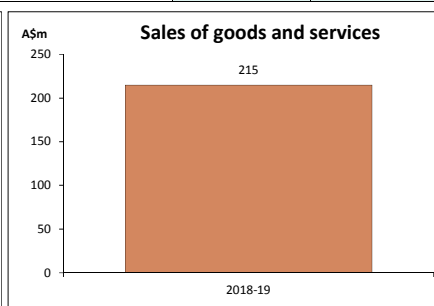
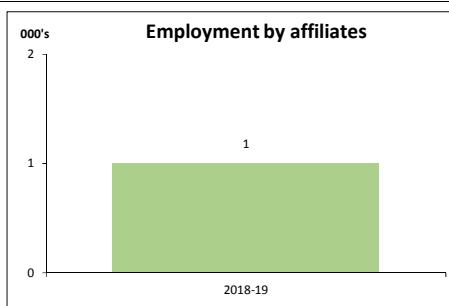
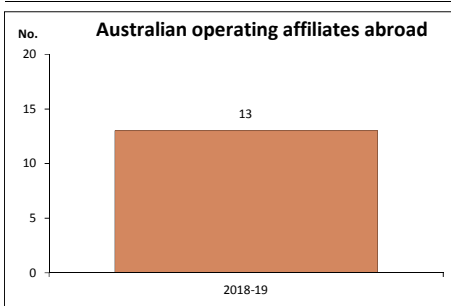




## Economic activity of Australian affiliates in Turkey - 2018-19 (a)

Key indicators	Unit	2002-03	2018-19	Growth 02-03 to 18-19	
				Unit	%
Operating affiliates in Turkey	No.	na	13	..	..
Australian equity in affiliates	A\$m	na	119	..	..
Total assets of affiliates	A\$m	na	176	..	..
Total liabilities of affiliates	A\$m	na	65	..	..
Net assets of affiliates	A\$m	na	111	..	..
Employment in affiliates	000's	na	1	..	..
Wages and salaries paid by affiliates	A\$m	na	46	..	..
Average wage per employee paid	A\$	na	46,000	..	..
Sales of goods and services by affiliates	A\$m	na	215	..	..
Purchases of goods and services by affiliates	A\$m	na	130	..	..
Operating profit before tax	A\$m	na	14	..	..
Profits returned to the Australian parent	A\$m	na	-	..	..
Capital expenditure by affiliates	A\$m	na	np	..	..
Industry value added (IVA) of affiliates	A\$m	na	92	..	..
IVA per employee	A\$	na	92,000	..	..
Return on equity (RoE)	%	na	12.6	..	..



### Australian affiliates in Turkey (2018-19) (a)

	Total Sales A\$m	Share % share
<b>Total services</b>	na	..
Transport	na	..
Travel	na	..
Construction	na	..
Insurance and pension	na	..
Financial	na	..
Charges for the use of intellectual property	na	..
Telecom., computer and information	na	..
Professional, technical & other business services	na	..
Personal cultural and recreational	na	..
Government goods and services	na	..
Other (including confidential items)	na	..

(a) All Australian affiliates with ownership of 50 % or greater.  
na = not available np = not published - or 0 = nil or rounded to zero.

Source: ABS Cat. No. 5495.0