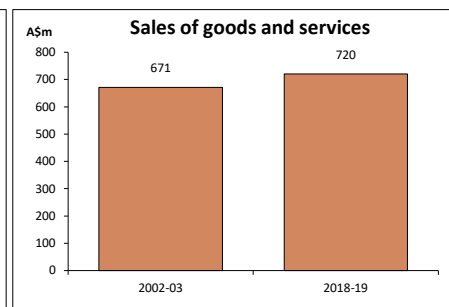
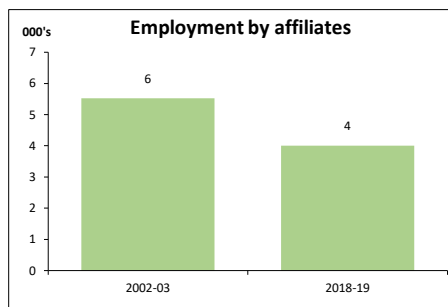
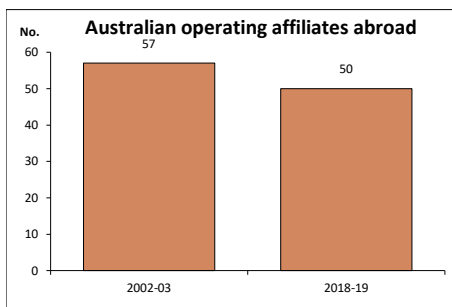




Economic activity of Australian affiliates in Thailand - 2018-19 (a)

Key indicators	Unit	2002-03	2018-19	Growth 02-03 to 18-19	
				Unit	%
Operating affiliates in Thailand	No.	57	50	-7	-12.3
Australian equity in affiliates	A\$m	na	1,383
Total assets of affiliates	A\$m	na	2,579
Total liabilities of affiliates	A\$m	na	1,274
Net assets of affiliates	A\$m	na	1,305
Employment in affiliates	000's	6	4	-2	-27.6
Wages and salaries paid by affiliates	A\$m	61	110	49	80.3
Average wage per employee paid	A\$	11,037	27,500	16,463	149.2
Sales of goods and services by affiliates	A\$m	671	720	49	7.3
Purchases of goods and services by affiliates	A\$m	465	235	-230	-49.5
Operating profit before tax	A\$m	na	146
Profits returned to the Australian parent	A\$m	na	22
Capital expenditure by affiliates	A\$m	na	np
Industry value added (IVA) of affiliates	A\$m	na	401
IVA per employee	A\$	na	100,250
Return on equity (RoE)	%	na	11.2



Australian affiliates in Thailand (2018-19) (a)

	Total Sales A\$m	Share % share
Total services	na	..
Transport	na	..
Travel	na	..
Construction	na	..
Insurance and pension	na	..
Financial	na	..
Charges for the use of intellectual property	na	..
Telecom., computer and information	na	..
Professional, technical & other business services	na	..
Personal cultural and recreational	na	..
Government goods and services	na	..
Other (including confidential items)	na	..

(a) All Australian affiliates with ownership of 50 % or greater.
na = not available np = not published - or 0 = nil or rounded to zero.

Source: ABS Cat. No. 5495.0