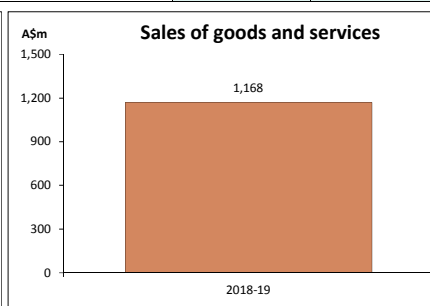
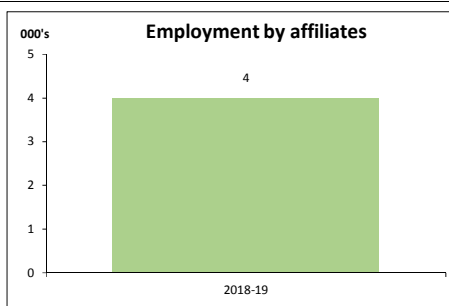
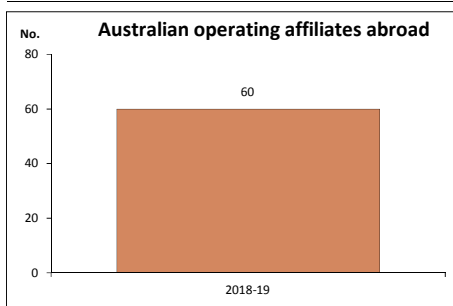




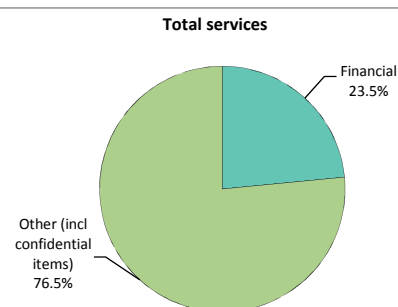
Economic activity of Australian affiliates in Switzerland - 2018-19 (a)

Key indicators	Unit	2002-03	2018-19	Growth 02-03 to 18-19	
				Unit	%
Operating affiliates in Switzerland	No.	na	60
Australian equity in affiliates	A\$m	na	902
Total assets of affiliates	A\$m	na	1,827
Total liabilities of affiliates	A\$m	na	992
Net assets of affiliates	A\$m	na	835
Employment in affiliates	000's	na	4
Wages and salaries paid by affiliates	A\$m	na	392
Average wage per employee paid	A\$	na	98,000
Sales of goods and services by affiliates	A\$m	na	1,168
Purchases of goods and services by affiliates	A\$m	na	165
Operating profit before tax	A\$m	na	131
Profits returned to the Australian parent	A\$m	na	56
Capital expenditure by affiliates	A\$m	na	58
Industry value added (IVA) of affiliates	A\$m	na	419
IVA per employee	A\$	na	104,750
Return on equity (RoE)	%	na	15.7



Australian affiliates in Switzerland (2018-19) (a)

	Total Sales	Share
	A\$m	% share
Total services	1,078	100.0
Transport	-	..
Travel	-	..
Construction	-	..
Insurance and pension	-	..
Financial	253	23.5
Charges for the use of intellectual property	-	..
Telecom., computer and information	-	..
Professional, technical & other business services	np	..
Personal cultural and recreational	np	..
Government goods and services	-	..
Other (including confidential items)	825	76.5



(a) All Australian affiliates with ownership of 50 % or greater.
na = not available np = not published - or 0 = nil or rounded to zero.

Source: ABS Cat. No. 5495.0