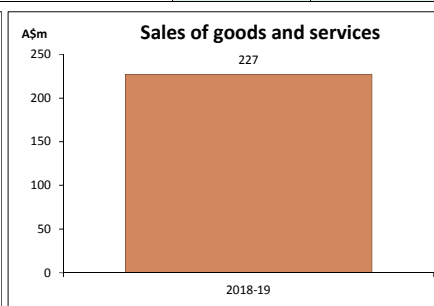
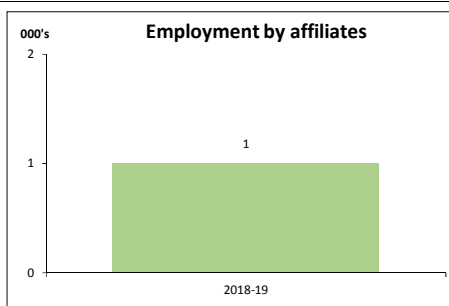
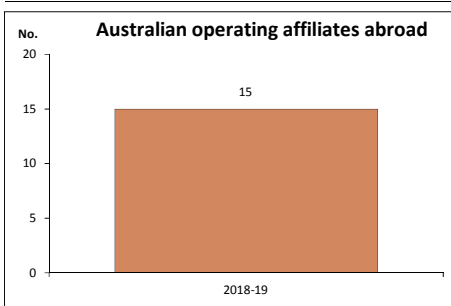




## Economic activity of Australian affiliates in Russian Federation - 2018-19 (a)

| Key indicators                                | Unit  | 2002-03 | 2018-19 | Growth 02-03 to 18-19 |    |
|-----------------------------------------------|-------|---------|---------|-----------------------|----|
|                                               |       |         |         | Unit                  | %  |
| Operating affiliates in Russian Federation    | No.   | na      | 15      | ..                    | .. |
| Australian equity in affiliates               | A\$m  | na      | 205     | ..                    | .. |
| Total assets of affiliates                    | A\$m  | na      | 193     | ..                    | .. |
| Total liabilities of affiliates               | A\$m  | na      | 134     | ..                    | .. |
| Net assets of affiliates                      | A\$m  | na      | 59      | ..                    | .. |
| Employment in affiliates                      | 000's | na      | 1       | ..                    | .. |
| Wages and salaries paid by affiliates         | A\$m  | na      | 30      | ..                    | .. |
| Average wage per employee paid                | A\$   | na      | 30,000  | ..                    | .. |
| Sales of goods and services by affiliates     | A\$m  | na      | 227     | ..                    | .. |
| Purchases of goods and services by affiliates | A\$m  | na      | 132     | ..                    | .. |
| Operating profit before tax                   | A\$m  | na      | 39      | ..                    | .. |
| Profits returned to the Australian parent     | A\$m  | na      | np      | ..                    | .. |
| Capital expenditure by affiliates             | A\$m  | na      | 16      | ..                    | .. |
| Industry value added (IVA) of affiliates      | A\$m  | na      | 70      | ..                    | .. |
| IVA per employee                              | A\$   | na      | 70,000  | ..                    | .. |
| Return on equity (RoE)                        | %     | na      | 66.1    | ..                    | .. |



### Australian affiliates in Russian Federation

|                                                   | Total Sales<br>A\$m | Share<br>% share |
|---------------------------------------------------|---------------------|------------------|
| <b>Total services</b>                             | na                  | ..               |
| Transport                                         | na                  | ..               |
| Travel                                            | na                  | ..               |
| Construction                                      | na                  | ..               |
| Insurance and pension                             | na                  | ..               |
| Financial                                         | na                  | ..               |
| Charges for the use of intellectual property      | na                  | ..               |
| Telecom., computer and information                | na                  | ..               |
| Professional, technical & other business services | na                  | ..               |
| Personal cultural and recreational                | na                  | ..               |
| Government goods and services                     | na                  | ..               |
| Other (including confidential items)              | na                  | ..               |

(a) All Australian affiliates with ownership of 50 % or greater.  
na = not available np = not published - or 0 = nil or rounded to zero.

Source: ABS Cat. No. 5495.0