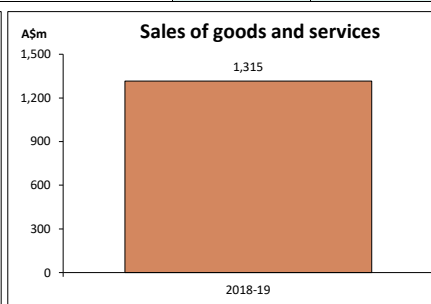
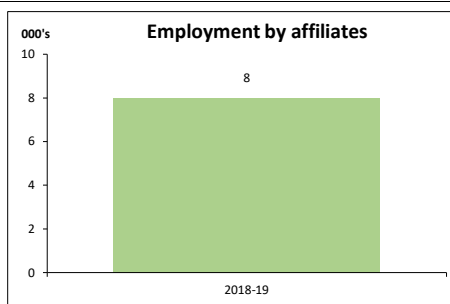
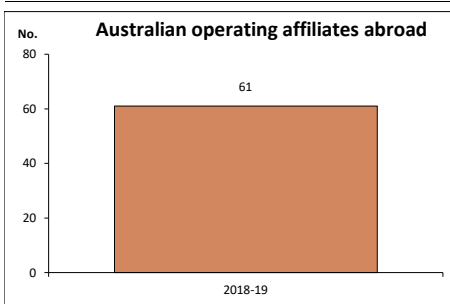




Economic activity of Australian affiliates in India - 2018-19 (a)

Key indicators	Unit	2002-03	2018-19	Growth 02-03 to 18-19	
				Unit	%
Operating affiliates in India	No.	na	61
Australian equity in affiliates	A\$m	na	1,585
Total assets of affiliates	A\$m	na	np
Total liabilities of affiliates	A\$m	na	np
Net assets of affiliates	A\$m	na	np
Employment in affiliates	000's	na	8
Wages and salaries paid by affiliates	A\$m	na	209
Average wage per employee paid	A\$	na	26,125
Sales of goods and services by affiliates	A\$m	na	1,315
Purchases of goods and services by affiliates	A\$m	na	516
Operating profit before tax	A\$m	na	487
Profits returned to the Australian parent	A\$m	na	np
Capital expenditure by affiliates	A\$m	na	89
Industry value added (IVA) of affiliates	A\$m	na	1,075
IVA per employee	A\$	na	134,375
Return on equity (RoE)	%	na	np



Australian affiliates in India (2018-19) (a)

	Total Sales A\$m	Share % share
Total services	na	..
Transport	na	..
Travel	na	..
Construction	na	..
Insurance and pension	na	..
Financial	na	..
Charges for the use of intellectual property	na	..
Telecom., computer and information	na	..
Professional, technical & other business services	na	..
Personal cultural and recreational	na	..
Government goods and services	na	..
Other (including confidential items)	na	..

(a) All Australian affiliates with ownership of 50 % or greater.
na = not available np = not published - or 0 = nil or rounded to zero.

Source: ABS Cat. No. 5495.0