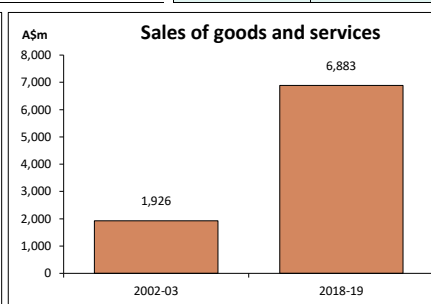
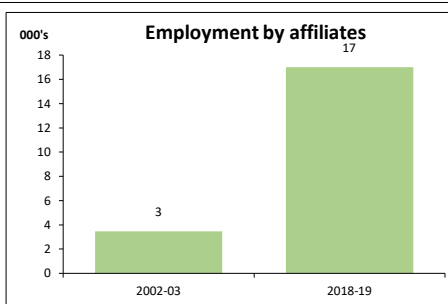
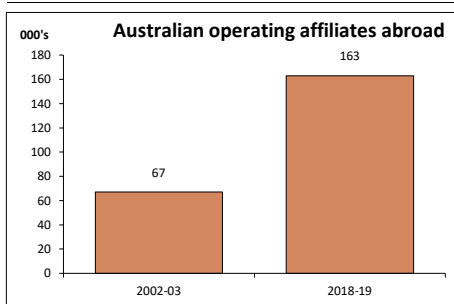




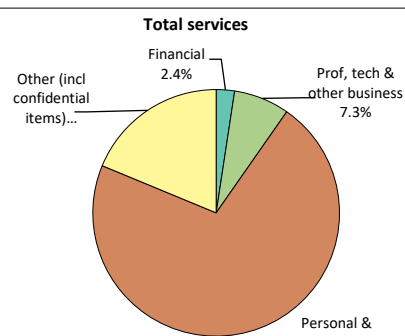
## Economic activity of Australian affiliates in Germany - 2018-19 (a)

Key indicators	Unit	2002-03	2018-19	Growth 02-03 to 18-19	
				Unit	%
Operating affiliates in Germany	No.	67	163	96	143.3
Australian equity in affiliates	A\$m	na	np	..	..
Total assets of affiliates	A\$m	na	13,207	..	..
Total liabilities of affiliates	A\$m	na	6,491	..	..
Net assets of affiliates	A\$m	na	6,716	..	..
Employment in affiliates	000's	3	17	14	389.6
Wages and salaries paid by affiliates	A\$m	272	1,570	1,298	477.2
Average wage per employee paid	A\$	78,341	92,353	14,012	17.9
Sales of goods and services by affiliates	A\$m	1,926	6,883	4,957	257.4
Purchases of goods and services by affiliates	A\$m	1,557	991	-566	-36.4
Operating profit before tax	A\$m	na	1,686	..	..
Profits returned to the Australian parent	A\$m	na	848	..	..
Capital expenditure by affiliates	A\$m	na	653	..	..
Industry value added (IVA) of affiliates	A\$m	na	2,889	..	..
IVA per employee	A\$	na	169,941	..	..
Return on equity (RoE)	%	na	25.1	..	..



### Australian affiliates in Germany (2018-19) (a)

	Total Sales	Share
	A\$m	% share
<b>Total services</b>	<b>2,165</b>	<b>100.0</b>
Transport	np	..
Travel	-	..
Construction	-	..
Insurance and pension	-	..
Financial	52	2.4
Charges for the use of intellectual property	-	..
Telecom., computer and information	np	..
Professional, technical & other business services	158	7.3
Personal cultural and recreational	1,549	71.5
Government goods and services	-	..
Other (including confidential items)	406	18.8



(a) All Australian affiliates with ownership of 50% or greater.  
na = not available np = not published - or 0 = nil or rounded to zero.

Source: ABS Cat. No. 5495.0