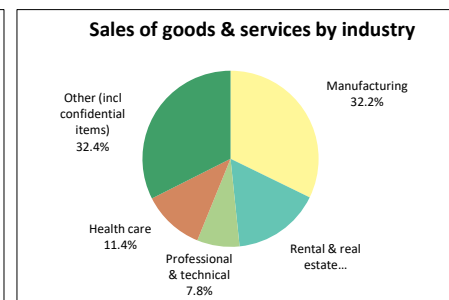
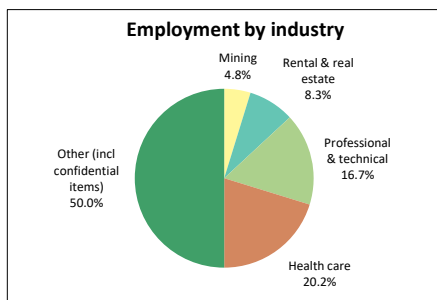
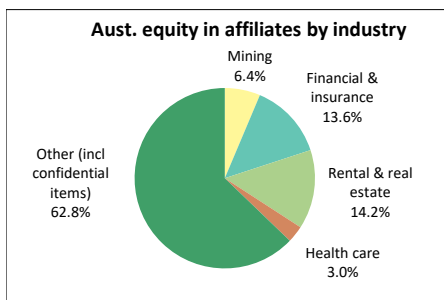




Economic activity of Australian affiliates in Europe - 2018-19 (a)

Key indicators (2018-19)	Unit						United	Europe
		Italy	Luxembourg	Sweden	Switzerland	Kingdom		
Operating affiliates	No.	14	46	24	60	608	1,402	
Australian equity in affiliates	A\$m	158	547	37	902	118,268	170,325	
Total assets of affiliates	A\$m	362	1,586	512	1,827	285,422	325,116	
Total liabilities of affiliates	A\$m	196	1,010	257	992	229,628	248,852	
Net assets of affiliates	A\$m	166	576	255	835	55,794	76,264	
Employment in affiliates	000's	-	-	1	4	44	84	
Wages and salaries paid by affiliates	A\$m	25	6	112	392	4,948	8,236	
Average wage per employee paid	A\$	np	np	112,000	98,000	112,455	98,048	
Sales of goods and services by affiliates	A\$m	301	83	313	1,168	24,076	39,433	
Purchases of goods and services by affiliates	A\$m	122	51	136	165	4,511	9,066	
Operating profit before tax	A\$m	67	32	22	131	6,836	9,662	
Profits returned to the Australian parent	A\$m	-	3	15	56	3,334	4,902	
Capital expenditure by affiliates	A\$m	3	-	25	58	2,780	3,955	
Industry value added (IVA) of affiliates	A\$m	77	72	210	419	17,565	23,806	
IVA per employee	A\$	np	np	210,000	104,750	399,205	283,405	
Return on equity (RoE)	%	40.4	5.6	8.6	15.7	12.3	12.7	



Australian affiliates in Europe by industry (2018-19) (a)	Operating affiliates	Aust. equity in affiliates	Total assets	Employ.	Sales of goods & services	Industry value added
	No.	A\$m	A\$m	000's	A\$m	A\$m
Agriculture, forestry and fishing	np	np	np	np	np	np
Mining	92	10,842	27,884	4	1,477	np
Manufacturing	105	np	21,084	np	12,706	4,087
Electricity, gas, water and waste services	21	np	np	np	542	556
Construction	np	np	np	np	np	np
Wholesale trade	31	np	np	-	np	9
Retail trade	53	315	885	np	1,099	600
Accommodation and food services	np	-	-	-	-	-
Transport, postal and warehousing	np	np	np	np	np	np
Information media and telecommunications	57	np	np	np	438	np
Financial and insurance services	332	23,149	221,642	np	np	np
Rental, hiring and real estate services	271	24,188	30,202	7	6,362	3,927
Professional, scientific and technical services	114	887	3,815	14	3,077	353
Administrative and support services	np	np	np	-	np	np
Public administration and safety	-	-	-	-	-	-
Education and training	-	-	-	-	-	-
Health care and social assistance	124	5,174	9,150	17	4,499	2,778
Arts and recreation services	3	np	np	np	np	np
Other services	-	-	-	-	-	-
Confidential items	199	105,770	10,454	42	9,233	11,496

(a) All Australian affiliates with ownership of 50% or greater.
na = not available np = not published - or 0 = nil or rounded to zero.

Source: ABS Cat. No. 5495.0

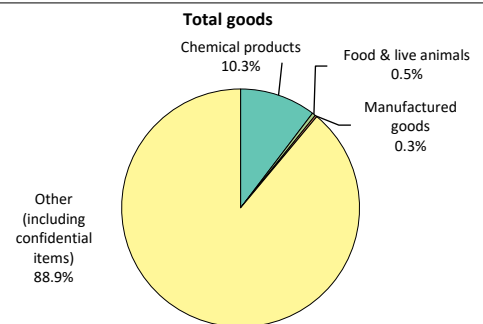


Economic activity of Australian affiliates in Europe - Sales of goods and services -2018-19 (a)

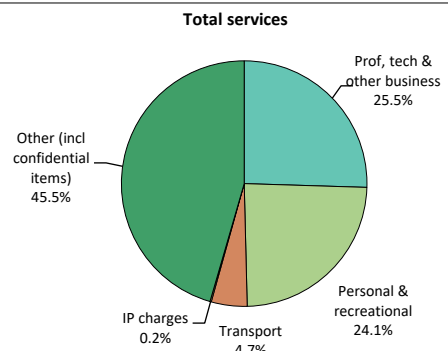
Industries (2018-19) - A\$m	Goods	Services	Total goods and services	% share	
				Goods	Services
Total Sales	20,979	18,454	39,433	53.2	46.8
Agriculture, forestry and fishing	np	np	np
Mining	1,355	122	1,477	92	8.3
Manufacturing	12,265	441	12,706	97	3.5
Electricity, gas, water and waste services	np	np	542
Construction	np	np	np
Wholesale trade	np	np	np
Retail trade	1,096	3	1,099	100	0.3
Accommodation and food services	-	-	-
Transport, postal and warehousing	-	np	np
Information media and telecommunications	np	np	438
Financial and insurance services	np	7,059	np
Rental, hiring and real estate services	4,943	1,419	6,362	78	22.3
Professional, scientific and technical services	np	np	3,077
Administrative and support services	-	np	np
Public administration and safety	-	-	-
Education and training	-	-	-
Health care and social assistance	np	np	4,499
Arts and recreation services	np	np	np
Other services	-	-	-
Confidential items	1,320	9,410	9,233

Australian affiliates in Europe (2018-19) (a)

	Total Sales	Share
	A\$m	%
Total goods	20,979	100.0
Foods and live animals	98	0.5
Beverages and tobacco	np	..
Crude materials	np	..
Minerals fuels	np	..
Animals and vegetables oils and fats	np	..
Chemical and related products	2,170	10.3
Manufactured goods	55	0.3
Machinery and transport equipment	np	..
Miscellaneous manufactures articles	np	..
Other (including confidential items)	18,656	88.9



	Total services	Share
	A\$m	%
Total services	18,454	100.0
Transport	871	4.7
Travel	0	0.0
Construction	np	..
Insurance and pension	np	..
Financial	np	..
Charges for the use of intellectual property	31	0.2
Telecom., computer and information	np	..
Professional, technical & other business services	4,704	25.5
Personal cultural and recreational	4,451	24.1
Government goods and services	0	0.0
Other (including confidential items)	8,397	45.5



(a) All Australian affiliates with ownership of 50% or greater.
na = not available np = not published - or 0 = nil or rounded to zero.

Source: ABS Cat. No. 5495.0