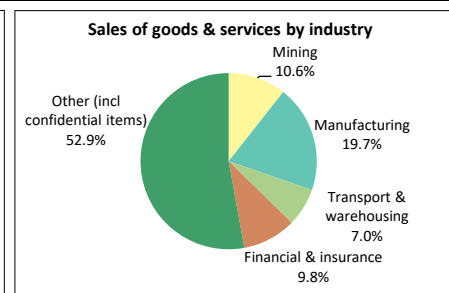
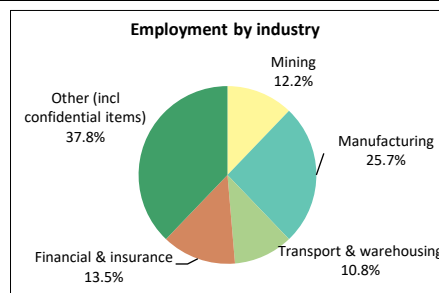
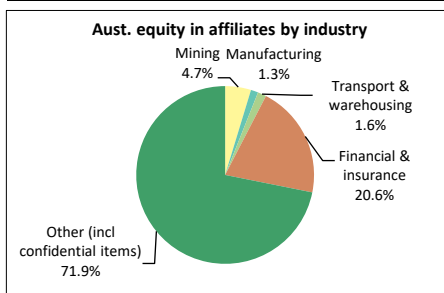




Economic activity of Australian affiliates in the European Union 28 - 2018-19 (a)

Key indicators (2018-19)	Unit						United	EU28
		Belgium	France	Germany	Netherlands	Kingdom		
Operating affiliates	No.	28	43	163	64	608	1,241	
Australian equity in affiliates	A\$m	2,873	4,159	np	6,142	118,268	168,083	
Total assets of affiliates	A\$m	1,317	8,669	13,207	5,199	285,422	319,263	
Total liabilities of affiliates	A\$m	304	4,410	6,491	874	229,628	244,964	
Net assets of affiliates	A\$m	1,013	4,259	6,716	4,325	55,794	74,299	
Employment in affiliates	000's	1	np	17	1	44	74	
Wages and salaries paid by affiliates	A\$m	110	np	1,570	82	4,948	7,380	
Average wage per employee paid	A\$	110,000	np	92,353	82,000	112,455	99,730	
Sales of goods and services by affiliates	A\$m	370	1,995	6,883	349	24,076	36,649	
Purchases of goods and services by affiliates	A\$m	np	764	991	174	4,511	7,980	
Operating profit before tax	A\$m	79	350	1,686	42	6,836	9,429	
Profits returned to the Australian parent	A\$m	47	np	848	np	3,334	4,773	
Capital expenditure by affiliates	A\$m	19	np	653	np	2,780	3,823	
Industry value added (IVA) of affiliates	A\$m	156	1,274	2,889	138	17,565	22,938	
IVA per employee	A\$	156,000	np	169,941	138,000	399,205	309,973	
Return on equity (RoE)	%	7.8	8.2	25.1	1.0	12.3	12.7	



Australian affiliates in the EU28 by industry (2018-19) (a) (b)	Operating affiliates	Aust. equity in affiliates	Total assets	Employ.	Sales of goods & services	Industry value added
	No.	A\$m	A\$m	000's	A\$m	A\$m
Agriculture, forestry and fishing	np	np	np	np	np	np
Mining	77	10,125	np	3	983	670
Manufacturing	93	np	20,918	np	12,558	4,034
Electricity, gas, water and waste services	18	np	np	np	528	546
Construction	15	np	np	np	np	np
Wholesale trade	28	np	np	-	10	np
Retail trade	53	315	885	2	1,099	600
Accommodation and food services	np	-	-	-	-	-
Transport, postal and warehousing	np	np	np	np	np	np
Information media and telecommunications	54	76	89	1	438	145
Financial and insurance services	290	22,695	218,758	9	6,727	8,745
Rental, hiring and real estate services	250	24,191	30,110	7	6,315	3,892
Professional, scientific and technical services	104	840	3,598	10	2,173	299
Administrative and support services	np	np	np	-	np	np
Public administration and safety	-	-	-	-	-	-
Education and training	-	-	-	-	-	-
Health care and social assistance	86	4,393	7,829	14	3,689	2,629
Arts and recreation services	3	np	np	np	np	np
Other services	-	-	-	-	-	-
Confidential items	170	105,448	37,076	28	2,129	1,378

(a) All Australian affiliates with ownership of 50% or greater.
na = not available np = not published - or 0 = nil or rounded to zero.

Source: ABS Cat. No. 5495.0



Economic activity of Australian affiliates in the European Union 28 - Sales of goods and services -2018-19 (a)

Industries (2018-19) - A\$m	Goods	Services	Total goods and services	% share	
				Goods	Services
Total Sales	20,326	16,323	36,649	55.5	44.5
Agriculture, forestry and fishing	np	np	np
Mining	918	65	983	93.4	6.6
Manufacturing	12,118	440	12,558	96.5	3.5
Electricity, gas, water and waste services	np	np	528
Construction	np	np	np
Wholesale trade	np	np	10
Retail trade	1,096	3	1,099	99.7	0.3
Accommodation and food services	-	-	-
Transport, postal and warehousing	-	np	np
Information media and telecommunications	np	np	438
Financial and insurance services	np	np	6,727
Rental, hiring and real estate services	4,924	1,391	6,315	78.0	22.0
Professional, scientific and technical services	np	np	2,173
Administrative and support services	-	np	np
Public administration and safety	-	-	-
Education and training	-	-	-
Health care and social assistance	np	np	3,689
Arts and recreation services	np	np	np
Other services	-	-	-
Confidential items	1,270	14,424	2,129

Australian affiliates in EU28 (2018-19) (a)

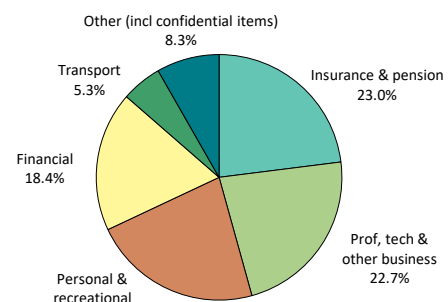
	Total Sales A\$m	Share %
Total goods	20,326	100.0
Foods and live animals	np	..
Beverages and tobacco	np	..
Crude materials	np	..
Minerals fuels	np	..
Animals and vegetables oils and fats	np	..
Chemical and related products	1,853	9.1
Manufactured goods	np	..
Machinery and transport equipment	np	..
Miscellaneous manufactures articles	np	..
Other (including confidential items)	18,473	90.9

Total goods

Data not published

	Total services A\$m	Share %
Total services	16,323	100.0
Transport	871	66.1
Travel	0	0.0
Construction	np	..
Insurance and pension	3,755	285.1
Financial	3,004	228.1
Charges for the use of intellectual property	31	2.4
Telecom., computer and information	np	..
Professional, technical & other business services	3,703	281.2
Personal cultural and recreational	3,642	276.5
Government goods and services	0	0.0
Other (including confidential items)	1,317	100.0

Total services



(a) All Australian affiliates with ownership of 50% or greater.
na = not available np = not published - or 0 = nil or rounded to zero.

Source: ABS Cat. No. 5495.0