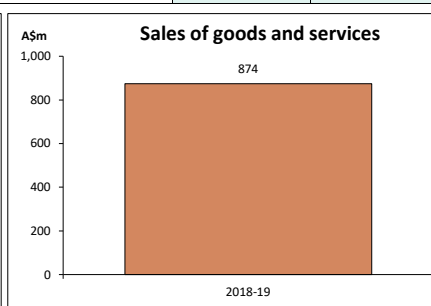
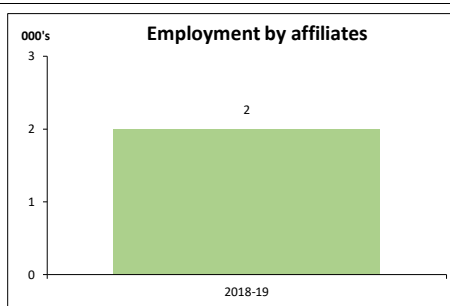
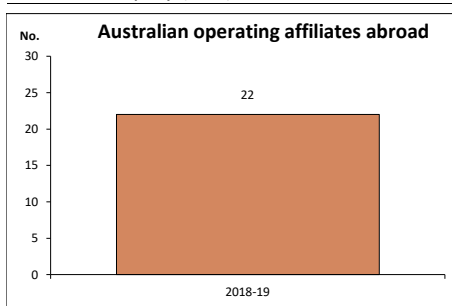




Economic activity of Australian affiliates in Colombia - 2018-19 (a)

Key indicators	Unit	2002-03	2018-19	Growth 02-03 to 18-19	
				Unit	%
Operating affiliates in Colombia	No.	na	22
Australian equity in affiliates	A\$m	na	798
Total assets of affiliates	A\$m	na	1,396
Total liabilities of affiliates	A\$m	na	660
Net assets of affiliates	A\$m	na	736
Employment in affiliates	000's	na	2
Wages and salaries paid by affiliates	A\$m	na	121
Average wage per employee paid	A\$	na	60,500
Sales of goods and services by affiliates	A\$m	na	874
Purchases of goods and services by affiliates	A\$m	na	140
Operating profit before tax	A\$m	na	60
Profits returned to the Australian parent	A\$m	na	np
Capital expenditure by affiliates	A\$m	na	np
Industry value added (IVA) of affiliates	A\$m	na	np
IVA per employee	A\$	na	np
Return on equity (RoE)	%	na	8.2



Australian affiliates in Colombia (2018-19) (a)

	Total Sales A\$m	Share % share
Total services	na	..
Transport	na	..
Travel	na	..
Construction	na	..
Insurance and pension	na	..
Financial	na	..
Charges for the use of intellectual property	na	..
Telecom., computer and information	na	..
Professional, technical & other business services	na	..
Personal cultural and recreational	na	..
Government goods and services	na	..
Other (including confidential items)	na	..

(a) All Australian affiliates with ownership of 50 % or greater.
na = not available np = not published - or 0 = nil or rounded to zero.

Source: ABS Cat. No. 5495.0