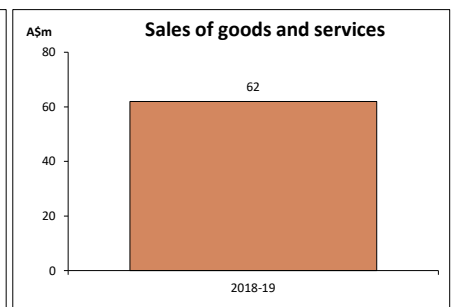

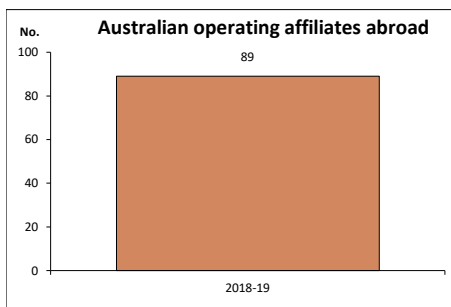


Economic activity of Australian affiliates in Cayman Islands - 2018-19 (a)

Key indicators	Unit	2002-03	2018-19	Growth 02-03 to 18-19	
				Unit	%
Operating affiliates in Cayman Islands	No.	na	89
Australian equity in affiliates	A\$m	na	8,223
Total assets of affiliates	A\$m	na	np
Total liabilities of affiliates	A\$m	na	np
Net assets of affiliates	A\$m	na	np
Employment in affiliates	000's	na	np
Wages and salaries paid by affiliates	A\$m	na	-
Average wage per employee paid	A\$	na	np
Sales of goods and services by affiliates	A\$m	na	62
Purchases of goods and services by affiliates	A\$m	na	51
Operating profit before tax	A\$m	na	769
Profits returned to the Australian parent	A\$m	na	np
Capital expenditure by affiliates	A\$m	na	-
Industry value added (IVA) of affiliates	A\$m	na	2,875
IVA per employee	A\$	na	np
Return on equity (RoE)	%	na	np



Australian affiliates in Cayman Islands (2018-19) (a)

	Total Sales A\$m	Share % share
Total services	na	..
Transport	na	..
Travel	na	..
Construction	na	..
Insurance and pension	na	..
Financial	na	..
Charges for the use of intellectual property	na	..
Telecom., computer and information	na	..
Professional, technical & other business services	na	..
Personal cultural and recreational	na	..
Government goods and services	na	..
Other (including confidential items)	na	..

(a) All Australian affiliates with ownership of 50 % or greater.
na = not available np = not published - or 0 = nil or rounded to zero.

Source: ABS Cat. No. 5495.0