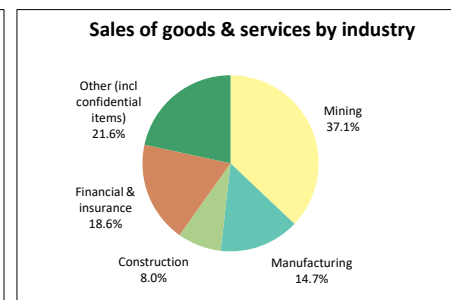
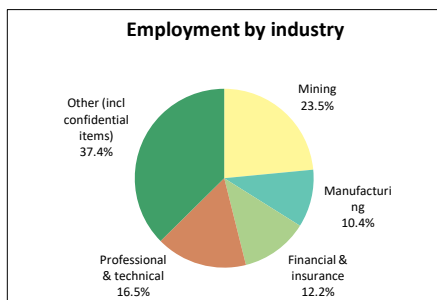
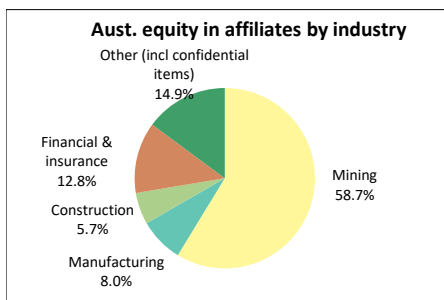




Economic activity of Australian affiliates in Americas - 2018-19 (a)

Key indicators (2018-19)	Unit	Brazil	Canada	Chile	Mexico	United States	Americas
Operating affiliates	No.	85	180	40	71	932	1,614
Australian equity in affiliates	A\$m	2,831	41,712	np	696	101,911	187,758
Total assets of affiliates	A\$m	4,858	51,979	np	1,132	335,231	532,137
Total liabilities of affiliates	A\$m	5,963	29,529	np	650	250,200	386,225
Net assets of affiliates	A\$m	-1,105	22,450	np	482	85,031	145,912
Employment in affiliates	000's	4	26	8	2	62	115
Wages and salaries paid by affiliates	A\$m	202	2,303	1,071	76	7,412	11,664
Average wage per employee paid	A\$	50,500	88,577	133,875	38,000	119,548	101,426
Sales of goods and services by affiliates	A\$m	5,876	14,851	np	932	44,865	87,039
Purchases of goods and services by affiliates	A\$m	1,491	9,059	np	425	19,146	37,158
Operating profit before tax	A\$m	np	657	np	85	5,647	15,763
Profits returned to the Australian parent	A\$m	75	209	75	9	2,972	4,075
Capital expenditure by affiliates	A\$m	np	2,206	np	np	2,820	10,481
Industry value added (IVA) of affiliates	A\$m	np	4,557	2,450	332	23,655	45,367
IVA per employee	A\$	np	175,269	306,250	166,000	381,532	394,496
Return on equity (RoE)	%	np	np	np	17.6	6.6	10.8



Australian affiliates in Americas by industry (2018-19) (a)	Operating affiliates	Aust. equity in affiliates	Total assets	Employ.	Sales of goods & services	Industry value added
	No.	A\$m	A\$m	000's	A\$m	A\$m
Agriculture, forestry and fishing	np	np	np	np	np	np
Mining	212	110,254	132,880	27	32,265	13,674
Manufacturing	202	14,942	21,856	12	12,813	3,252
Electricity, gas, water and waste services	60	1,279	3,070	np	884	818
Construction	87	10,673	8,613	7	6,998	4,209
Wholesale trade	np	np	np	-	np	6
Retail trade	35	np	np	2	np	np
Accommodation and food services	np	np	np	np	np	np
Transport, postal and warehousing	31	791	917	2	620	368
Information media and telecommunications	82	5,572	10,184	9	4,384	2,174
Financial and insurance services	295	23,968	321,023	14	16,160	17,026
Rental, hiring and real estate services	140	np	20,628	8	4,830	1,631
Professional, scientific and technical services	125	2,634	7,122	19	4,266	561
Administrative and support services	247	np	np	np	np	np
Public administration and safety	-	-	-	-	-	-
Education and training	np	np	-	np	np	np
Health care and social assistance	56	2,393	3,746	9	2,060	1,046
Arts and recreation services	15	150	552	np	293	139
Other services	np	-	-	-	-	-
Confidential items	27	15,102	1,546	6	1,466	463

(a) All Australian affiliates with ownership of 50% or greater.
na = not available np = not published - or 0 = nil or rounded to zero.

Source: ABS Cat. No. 5495.0

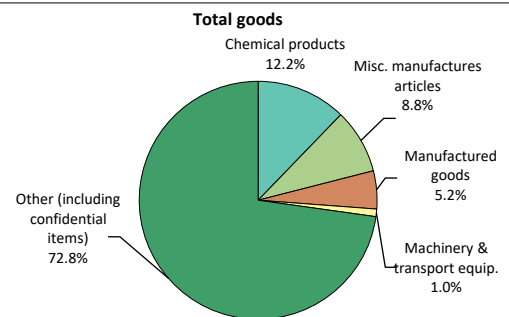


Economic activity of Australian affiliates in Americas - Sales of goods and services -2018-19 (a)

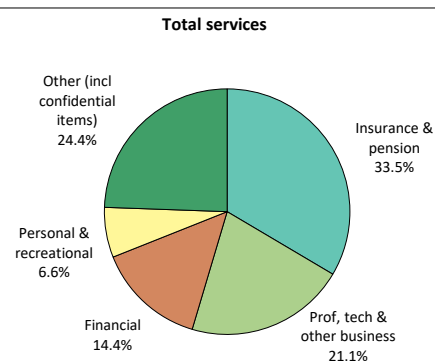
Industries (2018-19) - A\$m	Goods	Services	Total goods and services	% share	
				Goods	Services
Total Sales	55,903	31,136	87,039	64.2	35.8
Agriculture, forestry and fishing	np	np	np
Mining	31,751	514	32,265	98	1.6
Manufacturing	np	np	12,813
Electricity, gas, water and waste services	np	np	884
Construction	np	np	6,998
Wholesale trade	np	np	np
Retail trade	np	-	np
Accommodation and food services	np	np	np
Transport, postal and warehousing	-	620	620	..	100.0
Information media and telecommunications	3,569	815	4,384	81	18.6
Financial and insurance services	np	np	16,160
Rental, hiring and real estate services	3,949	882	4,830	82	18.3
Professional, scientific and technical services	-	4,266	4,266	..	100.0
Administrative and support services	np	np	np
Public administration and safety	-	-	-
Education and training	-	np	np
Health care and social assistance	np	np	2,060
Arts and recreation services	167	126	293	57	43.0
Other services	-	-	-
Confidential items	16,467	23,913	1,466

Australian affiliates in Americas (2018-19) (a)

	Total Sales A\$m	Share %
Total goods	55,903	100.0
Foods and live animals	np	..
Beverages and tobacco	np	..
Crude materials	np	..
Minerals fuels	np	..
Animals and vegetables oils and fats	np	..
Chemical and related products	6,836	12.2
Manufactured goods	2,889	5.2
Machinery and transport equipment	573	1.0
Miscellaneous manufactures articles	4,914	8.8
Other (including confidential items)	40,691	72.8



	Total services A\$m	Share %
Total services	31,136	100.0
Transport	1,458	4.7
Travel	0	0.0
Construction	np	..
Insurance and pension	10,432	33.5
Financial	4,474	14.4
Charges for the use of intellectual property	np	..
Telecom., computer and information	957	3.1
Professional, technical & other business services	6,569	21.1
Personal cultural and recreational	2,053	6.6
Government goods and services	0	0.0
Other (including confidential items)	5,193	16.7



(a) All Australian affiliates with ownership of 50% or greater.
na = not available np = not published - or 0 = nil or rounded to zero.

Source: ABS Cat. No. 5495.0