



Australia Awards

Australia Awards
Global Tracer Facility

Tracer Survey
Year 3 2018-19

Mauritius Country Report
Alumni of 2011 to 2016



Tracer Survey

Outcomes Summary: Mauritius

This country report details the responses of alumni from **Mauritius** to the Australia Awards Global Tracer Facility **Tracer Survey** carried out in 2018-19. The Tracer Survey was conducted between November 2018 and February 2019 and targeted **alumni who completed their award between 2011 and 2016**.

Alumni were asked a range of questions via an online survey, focussed on exploring the long-term outcomes of the Australia Awards. In total 3,768 alumni in this cohort from more than 123 different countries participated in the survey. A 26 per cent response rate of the target cohort was achieved globally. This report focuses on the response data of alumni from Mauritius.

For Mauritius, there were 41 alumni included in the target population. Responses were received from 16, a **response rate of 39 per cent**. Among these respondents, 14 were scholarship alumni and two were fellowship alumni.

The survey data provide a valuable quantitative insight into alumni use of knowledge and skills, development of networks and contribution to cooperation with Australia. The responses also offer rich examples from alumni of the types of contributions they are making, the way in which they are using their award, and the things that help and hinder them in reaching their potential.

The data detailed here are reported based on the four long-term outcomes of the Australia Awards as articulated in the *Australia Awards Global Strategy: Investing in the next generation of global leaders for development 2016-2018* and the Australia Awards Global Monitoring and Evaluation Framework. In terms of responding to the **long-term outcomes** of the Australia Awards, the following summary offers findings based on the responses of alumni from Mauritius. Further outcomes are included in the infographic following this summary.

Outcome 1: *Alumni are using their skills, knowledge and networks to contribute to sustainable development.*

- All alumni from Mauritius indicated they have passed on their skills and knowledge to others in their country on return from their award.
- All alumni indicated they had introduced improved practices and innovations in their work on return from their award.

Outcome 2: *Alumni are contributing to cooperation between Australia and partner countries.*

- 57 per cent of alumni from Mauritius have maintained frequent contact with fellow alumni, while 29 per cent have frequent contact with friends in Australia and 21 per cent with Australian students/alumni.
- In terms of frequent contact with Australian organisations, 29 per cent of alumni have frequent contact with Australian institutions, 29 per cent of alumni have frequent contact with Australian businesses and 29 per cent with Australian Embassies, High Commissions or Consulates.

Outcome 3: *Effective, mutually advantageous partnerships between institutions and businesses in Australia and partner countries.*

- 29 per cent of alumni from Mauritius indicated having had a professional link with an Australian organisation at some time following award.
- These links were with Australian universities, the government sector and non-government organisations.

Outcome 4: *Alumni view Australia, Australians and Australian expertise positively.*

- Most alumni from Mauritius (93 per cent) indicated their experience in Australia positively influenced their perception of Australia.
- Most alumni (93 per cent) have provided advice to people in Mauritius about pursuing opportunities in Australia.

The Tracer Survey represented the views of a range of alumni from Mauritius. Of those who responded, **38 per cent were women and 56 per cent came from an urban location**. The largest age group represented were alumni 40 to 49 years. All alumni were employed full-time. Of those alumni employed, **69 per cent** indicated that they hold a **formal leadership role**.

In addition to this Outcomes Summary, this report includes an infographic as well as data tables including the detail of respondents from Mauritius to the Tracer Survey. The data tables correspond to each of the Australia Awards long-term outcomes and include benchmark data from the entire survey response population.

For further information about the Australia Awards Global Tracer Facility please visit the website: www.australiaawardstracerfacility.org



Australia Awards

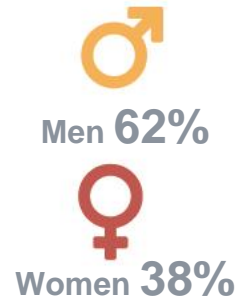
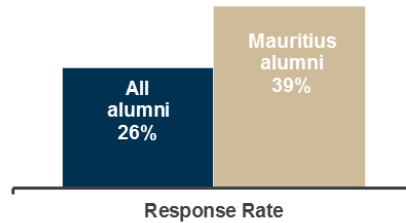

Global Tracer Facility



Tracer Survey 2018–2019 Mauritius Overview

16 Alumni from Mauritius

Alumni who completed a scholarship or fellowship between 2011 and 2016



key outcomes

100% of alumni

Passed on skills and knowledge to others



29% of alumni

Developed professional links with Australia



100% of alumni Introduced improved practices and innovations at work



93% of alumni Say their awards experience positively influenced perception of Australian skills and expertise

Percentage of alumni who often have contact with:



Host institution 29%

Friends in Australia 29%



Australian alumni 21%



Other scholarship alumni 57%

Australian Embassy or High Commission 29%



😊 😊 alumni voices

When I work with my colleagues (both my seniors and juniors), I always share my techniques learnt at Monash with them. Those techniques and other advice in general help, according to me, to improve the quality of work.

My major is transport management. This is directly linked to my job. Knowledge gained at the University enables me to better understand problems related to traffic congestion and bring appropriate solutions to deal with such problems.

Leading by example: by applying the new skills in the practice of my day to day work and making progress through such implementation, I believe I have created an impact on others. After the training, I submitted a report to Top Management strongly recommending all that I felt could be implemented in My Office or customised to best meet our requirements.

In the course of my duty I have been always in close contact with the Australian High Commission in Mauritius as well as the Mauritius High Commission in Canberra. In addition I am in contact with some of my Aussie friends I met at Monash.

Table 1: Tracer Survey Data for 2011 to 2016 alumni from Mauritius and All alumni - Respondent characteristics

		Alumni from Mauritius				Alumni from Mauritius		All Alumni	
		Scholarships		Fellowships		Count	Column N %	Count	Column N %
		Count	Column N %	Count	Column N %				
Age at time of survey	Under 20 years	-	-	-	-	-	-	-	-
	20 to 29 years	-	-	-	-	-	-	111	3.0%
	30 to 39 years	4	28.6%	-	-	4	25.0%	2134	56.8%
	40 to 49 years	10	71.4%	-	-	10	62.5%	1144	30.4%
	50 to 59 years	-	-	2	100.0%	2	12.5%	310	8.3%
	60 to 69 years	-	-	-	-	-	-	52	1.4%
	70 and older	-	-	-	-	-	-	6	0.2%
Year of graduation from award	2011	-	-	-	-	-	-	382	10.1%
	2012	3	21.4%	-	-	3	18.8%	546	14.5%
	2013	1	7.1%	1	50.0%	2	12.5%	631	16.7%
	2014	6	42.9%	-	-	6	37.5%	657	17.4%
	2015	2	14.3%	1	50.0%	3	18.8%	881	23.4%
	2016	2	14.3%	-	-	2	12.5%	671	17.8%
Have you received any other awards?	Yes	-	-	-	-	-	-	956	25.4%
	No	14	100.0%	2	100.0%	16	100.0%	2779	73.9%
	Don't know	-	-	-	-	-	-	27	0.7%
What is your current employment status?	Employed full-time	14	100.0%	2	100.0%	16	100.0%	3297	87.7%
	Employed part-time	-	-	-	-	-	-	155	4.1%
	Not employed	-	-	-	-	-	-	113	3.0%
	Retired	-	-	-	-	-	-	15	0.4%
	Studying	-	-	-	-	-	-	135	3.6%
	Other (specify)	-	-	-	-	-	-	46	1.2%
Level of leadership in relation to current job	Formal leadership role	10	71.4%	1	50.0%	11	68.8%	2080	61.9%
	Informal leadership role	4	28.6%	1	50.0%	5	31.3%	1019	30.3%
	Do not have a leadership role	-	-	-	-	-	-	203	6.0%
	Don't know/prefer not to say	-	-	-	-	-	-	56	1.7%

Table 2: Tracer Survey Data for 2011 to 2016 alumni from Mauritius and All alumni - Outcome 1

Q: To what extent do you agree with each of these statements: I have...		Alumni from Mauritius						All Alumni	
		Scholarships		Fellowships		Alumni from Mauritius			
		Count	Column N %	Count	Column N %	Count	Column N %		
Passed on new skills and knowledge to others	Strongly agree	7	50.0%	-	-	7	43.8%	2298	61.1%
	Agree	7	50.0%	2	100.0%	9	56.3%	1367	36.4%
	Disagree	-	-	-	-	-	-	44	1.2%
	Strongly disagree	-	-	-	-	-	-	13	0.3%
	Don't Know	-	-	-	-	-	-	38	1.0%
Introduced improved practices and innovations through my work	Strongly agree	6	42.9%	-	-	6	37.5%	2023	53.9%
	Agree	8	57.1%	2	100.0%	10	62.5%	1571	41.8%
	Disagree	-	-	-	-	-	-	69	1.8%
	Strongly disagree	-	-	-	-	-	-	12	0.3%
	Don't Know	-	-	-	-	-	-	81	2.2%
Built networks with Australians or Australian organisations	Strongly agree	2	14.3%	-	-	2	12.5%	848	22.6%
	Agree	10	71.4%	1	50.0%	11	68.8%	1892	50.4%
	Disagree	2	14.3%	1	50.0%	3	18.8%	719	19.2%
	Strongly disagree	-	-	-	-	-	-	68	1.8%
	Don't know	-	-	-	-	-	-	226	6.0%
Built networks with other awardees	Strongly agree	6	42.9%	-	-	6	37.5%	1683	44.9%
	Agree	8	57.1%	1	50.0%	9	56.3%	1730	46.1%
	Disagree	-	-	1	50.0%	1	6.3%	251	6.7%
	Strongly disagree	-	-	-	-	-	-	21	0.6%
	Don't know	-	-	-	-	-	-	66	1.8%

Table 3: Tracer Survey Data for 2011 to 2016 alumni from Mauritius and All alumni - Outcome 2

		Alumni from Mauritius							
Q: How frequently are you in contact with the following groups:		Scholarships		Fellowships		Alumni from Mauritius		All Alumni	
		Count	Column N %	Count	Column N %	Count	Column N %	Count	Column N %
Host Institution	Always	-	-	-	-	-	-	168	5.0%
	Often	4	30.8%	-	-	4	28.6%	568	16.8%
	Sometimes	2	15.4%	-	-	2	14.3%	1279	37.8%
	Rarely	4	30.8%	1	100.0%	5	35.7%	973	28.7%
	Never	3	23.1%	-	-	3	21.4%	364	10.8%
	Don't know	-	-	-	-	-	-	34	1.0%
Fellow Australian Students	Always	-	-	-	-	-	-	278	8.2%
	Often	3	23.1%	-	-	3	21.4%	850	25.1%
	Sometimes	5	38.5%	-	-	5	35.7%	1270	37.6%
	Rarely	3	23.1%	1	100.0%	4	28.6%	611	18.1%
	Never	2	15.4%	-	-	2	14.3%	341	10.1%
	Don't know	-	-	-	-	-	-	32	0.9%
Fellow Award recipients	Always	1	7.7%	-	-	1	7.1%	488	14.4%
	Often	7	53.8%	-	-	7	50.0%	1219	36.1%
	Sometimes	2	15.4%	-	-	2	14.3%	1151	34.1%
	Rarely	3	23.1%	-	-	3	21.4%	389	11.5%
	Never	-	-	1	100.0%	1	7.1%	115	3.4%
	Don't know	-	-	-	-	-	-	17	0.5%
Professional associations or Australian businesses operating in Australia/your home country	Always	-	-	-	-	-	-	104	3.1%
	Often	4	30.8%	-	-	4	28.6%	359	10.6%
	Sometimes	3	23.1%	-	-	3	21.4%	834	24.7%
	Rarely	2	15.4%	-	-	2	14.3%	989	29.3%
	Never	4	30.8%	1	100.0%	5	35.7%	984	29.2%
	Don't know	-	-	-	-	-	-	105	3.1%
Australian Embassy, High Commission or Consulate	Always	1	7.7%	-	-	1	7.1%	85	2.5%
	Often	3	23.1%	-	-	3	21.4%	251	7.4%
	Sometimes	3	23.1%	-	-	3	21.4%	775	23.0%
	Rarely	6	46.2%	-	-	6	42.9%	1119	33.2%
	Never	-	-	1	100.0%	1	7.1%	1092	32.4%
	Don't know	-	-	-	-	-	-	50	1.5%
Friends in Australia	Always	2	15.4%	-	-	2	14.3%	426	12.6%
	Often	2	15.4%	-	-	2	14.3%	921	27.3%
	Sometimes	3	23.1%	-	-	3	21.4%	1232	36.6%
	Rarely	5	38.5%	1	100.0%	6	42.9%	551	16.4%
	Never	1	7.7%	-	-	1	7.1%	219	6.5%
	Don't know	-	-	-	-	-	-	21	0.6%

Table 4: Tracer Survey Data for 2011 to 2016 alumni from Mauritius and All alumni - Outcome 3

Q: As a result of your Australia Award, have you developed professional links with Australian organisations?		Alumni from Mauritius				Alumni from Mauritius		All Alumni	
		Scholarships		Fellowships		Count	Column N %	Count	Column N %
		Count	Column N %	Count	Column N %				
Professional links	Developed professional links	4	30.8%	-	-	4	28.6%	1513	44.2%
	Did not develop professional links	9	69.2%	1	100.0%	10	71.4%	1583	46.2%
	Don't Know	-	-	-	-	-	-	330	9.6%
Types of professional links with Australian organisations*	Public sector	1	25.0%	-	-	1	25.0%	336	22.4%
	Private Sector	-	-	-	-	-	-	150	10.0%
	Universities	2	50.0%	-	-	2	50.0%	740	49.3%
	Non-Government Organisations	1	25.0%	-	-	1	25.0%	137	9.1%
	Australian High Commission or Consulates	-	-	-	-	-	-	30	2.0%
	Other or don't know	-	-	-	-	-	-	108	7.2%

*Note these counts and proportions only include alumni who indicated that they had developed a professional link as well as providing information about their current employment in the survey.

Table 5: Tracer Survey Data for 2011 to 2016 alumni from Mauritius and All alumni - Outcome 4

Q: To what extent did your experience during your award influence your perception of the following:		Alumni from Mauritius						All Alumni	
		Scholarships		Fellowships		Alumni from Mauritius			
		Count	Column N %	Count	Column N %	Count	Column N %		
Australia as a country	Much more positive	12	92.3%	-	-	12	85.7%	2825	84.6%
	Slightly more positive	-	-	1	100.0%	1	7.1%	406	12.2%
	No change	1	7.7%	-	-	1	7.1%	84	2.5%
	Slightly more negative	-	-	-	-	-	-	13	0.4%
	Much more negative	-	-	-	-	-	-	-	-
	Don't know	-	-	-	-	-	-	13	0.4%
Australian people	Much more positive	10	76.9%	-	-	10	71.4%	2497	74.8%
	Slightly more positive	1	7.7%	1	100.0%	2	14.3%	626	18.7%
	No change	2	15.4%	-	-	2	14.3%	152	4.6%
	Slightly more negative	-	-	-	-	-	-	37	1.1%
	Much more negative	-	-	-	-	-	-	1	0.0%
	Don't know	-	-	-	-	-	-	26	0.8%
The knowledge skills and expertise of Australians	Much more positive	11	84.6%	1	100.0%	12	85.7%	2532	75.9%
	Slightly more positive	2	15.4%	-	-	2	14.3%	642	19.2%
	No change	-	-	-	-	-	-	118	3.5%
	Slightly more negative	-	-	-	-	-	-	19	0.6%
	Much more negative	-	-	-	-	-	-	2	0.1%
	Don't know	-	-	-	-	-	-	24	0.7%
Have provided advice to people from home country in relation to pursuing opportunities in Australia	Yes	13	100.0%	-	-	13	92.9%	3245	97.3%
	No	-	-	1	100.0%	1	7.1%	74	2.2%
	Don't know	-	-	-	-	-	-	17	0.5%

