



Australia Awards

Australia Awards Global Tracer Facility

Tracer Survey
Year 3 2018-19

Indonesia Country Report
Alumni of 2011 to 2016



Tracer Survey

Outcomes Summary: Indonesia

This country report details the responses of alumni from **Indonesia** to the Australia Awards Global Tracer Facility **Tracer Survey** carried out in 2018-19. The Tracer Survey was conducted between November 2018 and February 2019 and targeted **alumni who completed their award between 2011 and 2016**.

Alumni were asked a range of questions via an online survey, focussed on exploring the long-term outcomes of the Australia Awards. In total 3,768 alumni in this cohort from more than 123 different countries participated in the survey. A 26 per cent response rate of the target cohort was achieved globally. This report focuses on the response data of alumni from Indonesia.

For Indonesia, there were 3031 alumni included in the target population. Responses were received from 702, a **response rate of 23 per cent**. Among these respondents, 591 were scholarship alumni and 111 were fellowship alumni.

The survey data provide a valuable quantitative insight into alumni use of knowledge and skills, development of networks and contribution to cooperation with Australia. The responses also offer rich examples from alumni of the types of contributions they are making, the way in which they are using their award, and the things that help and hinder them in reaching their potential.

The data detailed here are reported based on the four long-term outcomes of the Australia Awards as articulated in the *Australia Awards Global Strategy: Investing in the next generation of global leaders for development 2016-2018* and the Australia Awards Global Monitoring and Evaluation Framework. In terms of responding to the **long-term outcomes** of the Australia Awards, the following summary offers findings based on the responses of alumni from Indonesia. Further outcomes are included in the infographic following this summary.

Outcome 1: *Alumni are using their skills, knowledge and networks to contribute to sustainable development.*

- Most alumni from Indonesia (97 per cent) indicated they have passed on their skills and knowledge to others in their country on return from their award.
- 93 per cent of alumni indicated they had introduced improved practices and innovations in their work on return from their award.

Outcome 2: *Alumni are contributing to cooperation between Australia and partner countries.*

- 54 per cent of alumni from Indonesia have maintained frequent contact with fellow alumni, while 31 per cent have frequent contact with friends in Australia and 31 per cent with Australian students/alumni.
- In terms of frequent contact with Australian organisations, 18 per cent of alumni have frequent contact with Australian institutions, 8 per cent of alumni have frequent contact with Australian businesses and 8 per cent with Australian Embassies, High Commissions or Consulates.

Outcome 3: *Effective, mutually advantageous partnerships between institutions and businesses in Australia and partner countries.*

- 38 per cent of alumni from Indonesia indicated having had a professional link with an Australian organisation at some time following award.
- These links were with Australian universities, the government sector, the private sector, non-government organisations and the Australian High Commission or Consulate.

Outcome 4: *Alumni view Australia, Australians and Australian expertise positively.*

- Most alumni from Indonesia (97 per cent) indicated their experience in Australia positively influenced their perception of Australia.
- Most alumni (98 per cent) have provided advice to people in Indonesia about pursuing opportunities in Australia.

The Tracer Survey represented the views of a range of alumni from Indonesia. Of those who responded, **51 per cent were women and 81 per cent came from an urban location**. The largest age group represented were alumni 30 to 39 years. Among all alumni, 91 per cent were employed full-time. Of those alumni employed, **53 per cent** indicated that they hold a **formal leadership role**.

In addition to this Outcomes Summary, this report includes an infographic as well as data tables including the detail of respondents from Indonesia to the Tracer Survey. The data tables correspond to each of the Australia Awards long-term outcomes and include benchmark data from the entire survey response population.

For further information about the Australia Awards Global Tracer Facility please visit the website: www.australiaawardstracerfacility.org



Australia Awards

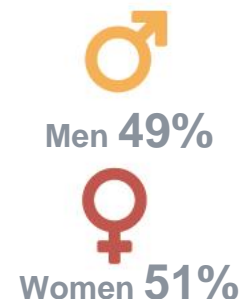
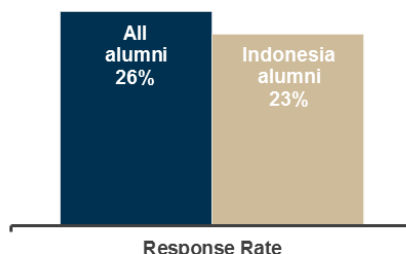

Global Tracer Facility



Tracer Survey 2018–2019 Indonesia Overview

702 Alumni from Indonesia

Alumni who completed a scholarship or fellowship between 2011 and 2016



key outcomes

97%
of alumni

Passed on skills and knowledge to others



38% of alumni

Developed professional links with Australia



93%
of alumni

Introduced improved practices and innovations at work



97%
of alumni

Say their awards experience positively influenced perception of Australian skills and expertise



Percentage of alumni who often have contact with:



Host institution
18%

Friends in Australia



Australian alumni
31%



Other scholarship alumni
54%

Australian Embassy or High Commission
8%



alumni voices

I am using my new knowledge for better ways in managing conservation areas. For example, I am leading and mentoring my college in collecting data of land tenure conflicts inside the conservation area and how to address people there.

I established a non-governmental organisation and conducted information sessions on how to study abroad on scholarship and gave IELTS training in a remote island where I work.

When I was working in the renewable energy sector, I was a modelling coordinator to build general energy planning for the province. I used my knowledge gained from the ANU and shared it with my team to create the energy planning for the province.

I still keep in touch with my friends from Australia to get updates from social networks. Some of information posted from them are important, for example: scholarships information that I pass to my students. In addition, AAS alumni also can propose grants to develop my country.

Table 1: Tracer Survey Data for 2011 to 2016 alumni from Indonesia and All alumni - Respondent characteristics

		Alumni from Indonesia							
		Scholarships		Fellowships		Alumni from Indonesia		All Alumni	
		Count	Column N %	Count	Column N %	Count	Column N %	Count	Column N %
Age at time of survey	Under 20 years	-	-	-	-	-	-	-	-
	20 to 29 years	18	3.0%	2	1.8%	20	2.9%	111	3.0%
	30 to 39 years	451	76.3%	50	45.9%	501	71.6%	2134	56.8%
	40 to 49 years	120	20.3%	42	38.5%	162	23.1%	1144	30.4%
	50 to 59 years	2	0.3%	12	11.0%	14	2.0%	310	8.3%
	60 to 69 years	-	-	3	2.8%	3	0.4%	52	1.4%
	70 and older	-	-	-	-	-	-	6	0.2%
Year of graduation from award	2011	44	7.4%	12	10.8%	56	8.0%	382	10.1%
	2012	72	12.2%	23	20.7%	95	13.5%	546	14.5%
	2013	83	14.0%	13	11.7%	96	13.7%	631	16.7%
	2014	87	14.7%	32	28.8%	119	17.0%	657	17.4%
	2015	145	24.5%	28	25.2%	173	24.6%	881	23.4%
	2016	160	27.1%	3	2.7%	163	23.2%	671	17.8%
Have you received any other awards?	Yes	137	23.2%	28	25.5%	165	23.5%	956	25.4%
	No	447	75.6%	80	72.7%	527	75.2%	2779	73.9%
	Don't know	7	1.2%	2	1.8%	9	1.3%	27	0.7%
What is your current employment status?	Employed full-time	536	90.7%	99	90.0%	635	90.6%	3297	87.7%
	Employed part-time	23	3.9%	8	7.3%	31	4.4%	155	4.1%
	Not employed	6	1.0%	-	-	6	0.9%	113	3.0%
	Retired	-	-	-	-	-	-	15	0.4%
	Studying	21	3.6%	2	1.8%	23	3.3%	135	3.6%
	Other (specify)	5	0.8%	1	0.9%	6	0.9%	46	1.2%
Level of leadership in relation to current job	Formal leadership role	293	53.7%	50	48.5%	343	52.9%	2080	61.9%
	Informal leadership role	209	38.3%	47	45.6%	256	39.4%	1019	30.3%
	Do not have a leadership role	35	6.4%	2	1.9%	37	5.7%	203	6.0%
	Don't know/prefer not to say	9	1.6%	4	3.9%	13	2.0%	56	1.7%

Table 2: Tracer Survey Data for 2011 to 2016 alumni from Indonesia and All alumni - Outcome 1

		Alumni from Indonesia							
Q: To what extent do you agree with each of these statements: I have...		Scholarships		Fellowships		Alumni from Indonesia		All Alumni	
		Count	Column N %	Count	Column N %	Count	Column N %	Count	Column N %
Passed on new skills and knowledge to others	Strongly agree	335	56.7%	67	60.9%	402	57.3%	2298	61.1%
	Agree	243	41.1%	37	33.6%	280	39.9%	1367	36.4%
	Disagree	7	1.2%	4	3.6%	11	1.6%	44	1.2%
	Strongly disagree	1	0.2%	1	0.9%	2	0.3%	13	0.3%
	Don't Know	5	0.8%	1	0.9%	6	0.9%	38	1.0%
Introduced improved practices and innovations through my work	Strongly agree	272	46.0%	61	55.5%	333	47.5%	2023	53.9%
	Agree	276	46.7%	46	41.8%	322	45.9%	1571	41.8%
	Disagree	20	3.4%	2	1.8%	22	3.1%	69	1.8%
	Strongly disagree	2	0.3%	1	0.9%	3	0.4%	12	0.3%
	Don't Know	21	3.6%	-	-	21	3.0%	81	2.2%
Built networks with Australians or Australian organisations	Strongly agree	136	23.0%	24	21.8%	160	22.8%	848	22.6%
	Agree	299	50.6%	66	60.0%	365	52.1%	1892	50.4%
	Disagree	104	17.6%	13	11.8%	117	16.7%	719	19.2%
	Strongly disagree	7	1.2%	1	0.9%	8	1.1%	68	1.8%
	Don't know	45	7.6%	6	5.5%	51	7.3%	226	6.0%
Built networks with other awardees	Strongly agree	288	48.8%	45	41.3%	333	47.6%	1683	44.9%
	Agree	276	46.8%	51	46.8%	327	46.8%	1730	46.1%
	Disagree	18	3.1%	8	7.3%	26	3.7%	251	6.7%
	Strongly disagree	1	0.2%	1	0.9%	2	0.3%	21	0.6%
	Don't know	7	1.2%	4	3.7%	11	1.6%	66	1.8%

Table 3: Tracer Survey Data for 2011 to 2016 alumni from Indonesia and All alumni - Outcome 2

		Alumni from Indonesia							
Q: How frequently are you in contact with the following groups:		Scholarships		Fellowships		Alumni from Indonesia		All Alumni	
		Count	Column N %	Count	Column N %	Count	Column N %	Count	Column N %
Host Institution	Always	22	4.4%	2	2.2%	24	4.0%	168	5.0%
	Often	75	14.9%	8	8.6%	83	13.9%	568	16.8%
	Sometimes	176	34.9%	33	35.5%	209	34.9%	1279	37.8%
	Rarely	171	33.9%	26	28.0%	197	32.9%	973	28.7%
	Never	53	10.5%	22	23.7%	75	12.5%	364	10.8%
	Don't know	8	1.6%	2	2.2%	10	1.7%	34	1.0%
Fellow Australian Students	Always	31	6.1%	7	7.5%	38	6.4%	278	8.2%
	Often	131	25.9%	16	17.2%	147	24.6%	850	25.1%
	Sometimes	204	40.4%	35	37.6%	239	40.0%	1270	37.6%
	Rarely	102	20.2%	20	21.5%	122	20.4%	611	18.1%
	Never	34	6.7%	12	12.9%	46	7.7%	341	10.1%
	Don't know	3	0.6%	3	3.2%	6	1.0%	32	0.9%
Fellow Award recipients	Always	72	14.3%	8	8.6%	80	13.4%	488	14.4%
	Often	212	42.1%	30	32.3%	242	40.5%	1219	36.1%
	Sometimes	170	33.7%	32	34.4%	202	33.8%	1151	34.1%
	Rarely	46	9.1%	15	16.1%	61	10.2%	389	11.5%
	Never	3	0.6%	7	7.5%	10	1.7%	115	3.4%
	Don't know	1	0.2%	1	1.1%	2	0.3%	17	0.5%
Professional associations or Australian businesses operating in Australia/your home country	Always	9	1.8%	1	1.1%	10	1.7%	104	3.1%
	Often	37	7.4%	2	2.2%	39	6.6%	359	10.6%
	Sometimes	99	19.7%	14	15.1%	113	19.0%	834	24.7%
	Rarely	158	31.5%	29	31.2%	187	31.4%	989	29.3%
	Never	181	36.1%	44	47.3%	225	37.8%	984	29.2%
	Don't know	18	3.6%	3	3.2%	21	3.5%	105	3.1%
Australian Embassy, High Commission or Consulate	Always	12	2.4%	1	1.1%	13	2.2%	85	2.5%
	Often	31	6.2%	3	3.2%	34	5.7%	251	7.4%
	Sometimes	112	22.3%	11	11.8%	123	20.7%	775	23.0%
	Rarely	182	36.3%	23	24.7%	205	34.5%	1119	33.2%
	Never	159	31.7%	53	57.0%	212	35.6%	1092	32.4%
	Don't know	6	1.2%	2	2.2%	8	1.3%	50	1.5%
Friends in Australia	Always	46	9.2%	3	3.2%	49	8.2%	426	12.6%
	Often	120	23.9%	13	14.0%	133	22.4%	921	27.3%
	Sometimes	197	39.2%	38	40.9%	235	39.5%	1232	36.6%
	Rarely	105	20.9%	19	20.4%	124	20.8%	551	16.4%
	Never	33	6.6%	18	19.4%	51	8.6%	219	6.5%
	Don't know	1	0.2%	2	2.2%	3	0.5%	21	0.6%

Table 4: Tracer Survey Data for 2011 to 2016 alumni from Indonesia and All alumni - Outcome 3

Q: As a result of your Australia Award, have you developed professional links with Australian organisations?		Alumni from Indonesia				Alumni from Indonesia		All Alumni	
		Scholarships		Fellowships		Count	Column N %	Count	Column N %
		Count	Column N %	Count	Column N %				
Professional links	Developed professional links	186	36.3%	42	44.2%	228	37.6%	1513	44.2%
	Did not develop professional links	259	50.6%	42	44.2%	301	49.6%	1583	46.2%
	Don't Know	67	13.1%	11	11.6%	78	12.9%	330	9.6%
Types of professional links with Australian organisations*	Public sector	50	27.0%	17	42.5%	67	29.8%	336	22.4%
	Private Sector	19	10.3%	1	2.5%	20	8.9%	150	10.0%
	Universities	93	50.3%	13	32.5%	106	47.1%	740	49.3%
	Non-Government Organisations	8	4.3%	7	17.5%	15	6.7%	137	9.1%
	Australian High Commission or Consulates	3	1.6%	-	-	3	1.3%	30	2.0%
	Other or don't know	12	6.5%	2	5.0%	14	6.2%	108	7.2%

*Note these counts and proportions only include alumni who indicated that they had developed a professional link as well as providing information about their current employment in the survey.

Table 5: Tracer Survey Data for 2011 to 2016 alumni from Indonesia and All alumni - Outcome 4

		Alumni from Indonesia							
Q: To what extent did your experience during your award influence your perception of the following:		Scholarships		Fellowships		Alumni from Indonesia		All Alumni	
		Count	Column N %	Count	Column N %	Count	Column N %	Count	Column N %
Australia as a country	Much more positive	423	84.9%	68	73.9%	491	83.2%	2825	84.6%
	Slightly more positive	58	11.6%	21	22.8%	79	13.4%	406	12.2%
	No change	13	2.6%	3	3.3%	16	2.7%	84	2.5%
	Slightly more negative	3	0.6%	-	-	3	0.5%	13	0.4%
	Much more negative	-	-	-	-	-	-	-	-
	Don't know	1	0.2%	-	-	1	0.2%	13	0.4%
Australian people	Much more positive	352	70.7%	62	67.4%	414	70.2%	2497	74.8%
	Slightly more positive	107	21.5%	22	23.9%	129	21.9%	626	18.7%
	No change	28	5.6%	7	7.6%	35	5.9%	152	4.6%
	Slightly more negative	9	1.8%	-	-	9	1.5%	37	1.1%
	Much more negative	-	-	-	-	-	-	1	0.0%
	Don't know	2	0.4%	1	1.1%	3	0.5%	26	0.8%
The knowledge skills and expertise of Australians	Much more positive	356	71.5%	63	68.5%	419	71.0%	2532	75.9%
	Slightly more positive	107	21.5%	26	28.3%	133	22.5%	642	19.2%
	No change	29	5.8%	2	2.2%	31	5.3%	118	3.5%
	Slightly more negative	4	0.8%	-	-	4	0.7%	19	0.6%
	Much more negative	1	0.2%	-	-	1	0.2%	2	0.1%
	Don't know	1	0.2%	1	1.1%	2	0.3%	24	0.7%
Have provided advice to people from home country in relation to pursuing opportunities in Australia	Yes	493	99.0%	83	90.2%	576	97.6%	3245	97.3%
	No	3	0.6%	8	8.7%	11	1.9%	74	2.2%
	Don't know	2	0.4%	1	1.1%	3	0.5%	17	0.5%

