



Australia Awards

Australia Awards
Global Tracer Facility

Tracer Survey
Year 3 2018-19

Cambodia Country Report
Alumni of 2011 to 2016



Tracer Survey

Outcomes Summary: Cambodia

This country report details the responses of alumni from **Cambodia** to the Australia Awards Global Tracer Facility **Tracer Survey** carried out in 2018-19. The Tracer Survey was conducted between November 2018 and February 2019 and targeted **alumni who completed their award between 2011 and 2016**.

Alumni were asked a range of questions via an online survey, focussed on exploring the long-term outcomes of the Australia Awards. In total 3,768 alumni in this cohort from more than 123 different countries participated in the survey. A 26 per cent response rate of the target cohort was achieved globally. This report focuses on the response data of alumni from Cambodia.

For Cambodia, there were 439 alumni included in the target population. Responses were received from 133, a **response rate of 30 per cent**. Among these respondents, 100 were scholarship alumni and 33 were fellowship alumni.

The survey data provide a valuable quantitative insight into alumni use of knowledge and skills, development of networks and contribution to cooperation with Australia. The responses also offer rich examples from alumni of the types of contributions they are making, the way in which they are using their award, and the things that help and hinder them in reaching their potential.

The data detailed here are reported based on the four long-term outcomes of the Australia Awards as articulated in the *Australia Awards Global Strategy: Investing in the next generation of global leaders for development 2016-2018* and the Australia Awards Global Monitoring and Evaluation Framework. In terms of responding to the **long-term outcomes** of the Australia Awards, the following summary offers findings based on the responses of alumni from Cambodia. Further outcomes are included in the infographic following this summary.

Outcome 1: *Alumni are using their skills, knowledge and networks to contribute to sustainable development.*

- Most alumni from Cambodia (99 per cent) indicated they have passed on their skills and knowledge to others in their country on return from their award.
- 96 per cent of alumni indicated they had introduced improved practices and innovations in their work on return from their award.

Outcome 2: *Alumni are contributing to cooperation between Australia and partner countries.*

- 32 per cent of alumni from Cambodia have maintained frequent contact with fellow alumni, while 30 per cent have frequent contact with friends in Australia and 24 per cent with Australian students/alumni.
- In terms of frequent contact with Australian organisations, 22 per cent of alumni have frequent contact with Australian institutions, 15 per cent of alumni have frequent contact with Australian businesses and 6 per cent with Australian Embassies, High Commissions or Consulates.

Outcome 3: *Effective, mutually advantageous partnerships between institutions and businesses in Australia and partner countries.*

- 53 per cent of alumni from Cambodia indicated having had a professional link with an Australian organisation at some time following award.
- These links were with Australian universities, the government sector, the private sector, non-government organisations and the Australian High Commission or Consulate.

Outcome 4: *Alumni view Australia, Australians and Australian expertise positively.*

- Most alumni from Cambodia (96 per cent) indicated their experience in Australia positively influenced their perception of Australia.
- Most alumni (99 per cent) have provided advice to people in Cambodia about pursuing opportunities in Australia.

The Tracer Survey represented the views of a range of alumni from Cambodia. Of those who responded, **29 per cent were women and 95 per cent came from an urban location**. The largest age group represented were alumni 30 to 39 years. Among all alumni, 88 per cent were employed full-time. Of those alumni employed, **68 per cent** indicated that they hold a **formal leadership role**.

In addition to this Outcomes Summary, this report includes an infographic as well as data tables including the detail of respondents from Cambodia to the Tracer Survey. The data tables correspond to each of the Australia Awards long-term outcomes and include benchmark data from the entire survey response population.

For further information about the Australia Awards Global Tracer Facility please visit the website: www.australiaawardstracerfacility.org



Australia Awards


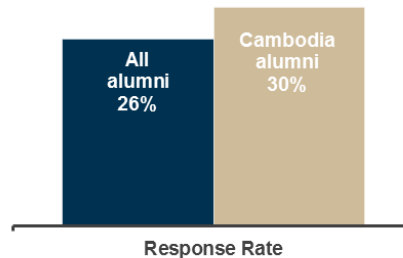
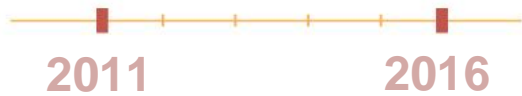
Global Tracer Facility



Tracer Survey 2018–2019 Cambodia Overview

133 Alumni from Cambodia

Alumni who completed a scholarship or fellowship between 2011 and 2016



key outcomes

99% of alumni

Passed on skills and knowledge to others



53% of alumni

Developed professional links with Australia



96% of alumni Introduced improved practices and innovations at work



96% of alumni Say their awards experience positively influenced perception of Australian skills and expertise

Percentage of alumni who often have contact with:



Host institution 22%

Friends in Australia



Australian alumni 24%



Other scholarship alumni 32%

Australian Embassy or High Commission 6%



😊 😊 alumni voices

It's hard to say, but the broad knowledge of employment and labour relations, including industrial relations that I've learnt from my course help me to explain to my colleagues and share with them the standard beyond what's been practiced in my home country. And I am also a part-time lecturer at Royal University of Law and Economics.

I have set up a Learning & Development blueprint for DFI Lucky to help upskill the capabilities of retail associates. I have put in place a basic retail skills program, workplace skills program, a training store, and a store manager fast track program.

I was a teacher trainer so I applied new ways of teaching to promote critical thinking and collaboration among students. Currently, I lead a team of young people to work on policy development. Most of the time, I have engaged them and encourage them to use their critical thinking in work and life.

I am working with the Australian Embassy to organize workshops and so on. I am also working together with Australians to implement educational and environmental projects (Joy of Reading and Joy of Planting projects).

Table 1: Tracer Survey Data for 2011 to 2016 alumni from Cambodia and All alumni - Respondent characteristics

		Alumni from Cambodia				Alumni from Cambodia		All Alumni	
		Scholarships		Fellowships		Count	Column N %	Count	Column N %
		Count	Column N %	Count	Column N %				
Age at time of survey	Under 20 years	-	-	-	-	-	-	-	-
	20 to 29 years	1	1.0%	-	-	1	0.8%	111	3.0%
	30 to 39 years	76	76.8%	13	40.6%	89	67.9%	2134	56.8%
	40 to 49 years	19	19.2%	14	43.8%	33	25.2%	1144	30.4%
	50 to 59 years	3	3.0%	4	12.5%	7	5.3%	310	8.3%
	60 to 69 years	-	-	1	3.1%	1	0.8%	52	1.4%
	70 and older	-	-	-	-	-	-	6	0.2%
Year of graduation from award	2011	6	6.0%	11	33.3%	17	12.8%	382	10.1%
	2012	7	7.0%	4	12.1%	11	8.3%	546	14.5%
	2013	12	12.0%	4	12.1%	16	12.0%	631	16.7%
	2014	19	19.0%	9	27.3%	28	21.1%	657	17.4%
	2015	28	28.0%	4	12.1%	32	24.1%	881	23.4%
	2016	28	28.0%	1	3.0%	29	21.8%	671	17.8%
Have you received any other awards?	Yes	13	13.0%	9	27.3%	22	16.5%	956	25.4%
	No	87	87.0%	23	69.7%	110	82.7%	2779	73.9%
	Don't know	-	-	1	3.0%	1	0.8%	27	0.7%
What is your current employment status?	Employed full-time	90	90.0%	27	81.8%	117	88.0%	3297	87.7%
	Employed part-time	5	5.0%	3	9.1%	8	6.0%	155	4.1%
	Not employed	4	4.0%	-	-	4	3.0%	113	3.0%
	Retired	-	-	1	3.0%	1	0.8%	15	0.4%
	Studying	1	1.0%	2	6.1%	3	2.3%	135	3.6%
	Other (specify)	-	-	-	-	-	-	46	1.2%
Level of leadership in relation to current job	Formal leadership role	64	68.8%	19	65.5%	83	68.0%	2080	61.9%
	Informal leadership role	17	18.3%	9	31.0%	26	21.3%	1019	30.3%
	Do not have a leadership role	11	11.8%	-	-	11	9.0%	203	6.0%
	Don't know/prefer not to say	1	1.1%	1	3.4%	2	1.6%	56	1.7%

Table 2: Tracer Survey Data for 2011 to 2016 alumni from Cambodia and All alumni - Outcome 1

Q: To what extent do you agree with each of these statements: I have...		Alumni from Cambodia						All Alumni	
		Scholarships		Fellowships		Alumni from Cambodia			
		Count	Column N %	Count	Column N %	Count	Column N %		
Passed on new skills and knowledge to others	Strongly agree	58	58.0%	20	60.6%	78	58.6%	2298	61.1%
	Agree	41	41.0%	13	39.4%	54	40.6%	1367	36.4%
	Disagree	-	-	-	-	-	-	44	1.2%
	Strongly disagree	-	-	-	-	-	-	13	0.3%
	Don't Know	1	1.0%	-	-	1	0.8%	38	1.0%
Introduced improved practices and innovations through my work	Strongly agree	45	45.0%	18	54.5%	63	47.4%	2023	53.9%
	Agree	50	50.0%	15	45.5%	65	48.9%	1571	41.8%
	Disagree	1	1.0%	-	-	1	0.8%	69	1.8%
	Strongly disagree	-	-	-	-	-	-	12	0.3%
	Don't Know	4	4.0%	-	-	4	3.0%	81	2.2%
Built networks with Australians or Australian organisations	Strongly agree	22	22.0%	8	24.2%	30	22.6%	848	22.6%
	Agree	64	64.0%	20	60.6%	84	63.2%	1892	50.4%
	Disagree	8	8.0%	4	12.1%	12	9.0%	719	19.2%
	Strongly disagree	-	-	-	-	-	-	68	1.8%
	Don't know	6	6.0%	1	3.0%	7	5.3%	226	6.0%
Built networks with other awardees	Strongly agree	46	46.0%	8	24.2%	54	40.6%	1683	44.9%
	Agree	50	50.0%	20	60.6%	70	52.6%	1730	46.1%
	Disagree	1	1.0%	3	9.1%	4	3.0%	251	6.7%
	Strongly disagree	-	-	-	-	-	-	21	0.6%
	Don't know	3	3.0%	2	6.1%	5	3.8%	66	1.8%

Table 3: Tracer Survey Data for 2011 to 2016 alumni from Cambodia and All alumni - Outcome 2

		Alumni from Cambodia							
Q: How frequently are you in contact with the following groups:		Scholarships		Fellowships		Alumni from Cambodia		All Alumni	
		Count	Column N %	Count	Column N %	Count	Column N %	Count	Column N %
Host Institution	Always	2	2.0%	3	9.1%	5	3.8%	168	5.0%
	Often	20	20.4%	4	12.1%	24	18.3%	568	16.8%
	Sometimes	41	41.8%	11	33.3%	52	39.7%	1279	37.8%
	Rarely	25	25.5%	11	33.3%	36	27.5%	973	28.7%
	Never	10	10.2%	4	12.1%	14	10.7%	364	10.8%
	Don't know	-	-	-	-	-	-	34	1.0%
Fellow Australian Students	Always	8	8.2%	2	6.1%	10	7.6%	278	8.2%
	Often	16	16.3%	5	15.2%	21	16.0%	850	25.1%
	Sometimes	51	52.0%	8	24.2%	59	45.0%	1270	37.6%
	Rarely	12	12.2%	12	36.4%	24	18.3%	611	18.1%
	Never	10	10.2%	5	15.2%	15	11.5%	341	10.1%
	Don't know	1	1.0%	1	3.0%	2	1.5%	32	0.9%
Fellow Award recipients	Always	10	10.2%	2	6.1%	12	9.2%	488	14.4%
	Often	27	27.6%	3	9.1%	30	22.9%	1219	36.1%
	Sometimes	42	42.9%	12	36.4%	54	41.2%	1151	34.1%
	Rarely	17	17.3%	12	36.4%	29	22.1%	389	11.5%
	Never	2	2.0%	3	9.1%	5	3.8%	115	3.4%
	Don't know	-	-	1	3.0%	1	0.8%	17	0.5%
Professional associations or Australian businesses operating in Australia/your home country	Always	3	3.1%	2	6.1%	5	3.8%	104	3.1%
	Often	14	14.3%	1	3.0%	15	11.5%	359	10.6%
	Sometimes	41	41.8%	6	18.2%	47	35.9%	834	24.7%
	Rarely	26	26.5%	10	30.3%	36	27.5%	989	29.3%
	Never	12	12.2%	14	42.4%	26	19.8%	984	29.2%
	Don't know	2	2.0%	-	-	2	1.5%	105	3.1%
Australian Embassy, High Commission or Consulate	Always	2	2.0%	1	3.0%	3	2.3%	85	2.5%
	Often	5	5.1%	-	-	5	3.8%	251	7.4%
	Sometimes	31	31.6%	4	12.1%	35	26.7%	775	23.0%
	Rarely	33	33.7%	9	27.3%	42	32.1%	1119	33.2%
	Never	26	26.5%	19	57.6%	45	34.4%	1092	32.4%
	Don't know	1	1.0%	-	-	1	0.8%	50	1.5%
Friends in Australia	Always	9	9.2%	2	6.1%	11	8.4%	426	12.6%
	Often	26	26.5%	2	6.1%	28	21.4%	921	27.3%
	Sometimes	41	41.8%	14	42.4%	55	42.0%	1232	36.6%
	Rarely	17	17.3%	10	30.3%	27	20.6%	551	16.4%
	Never	5	5.1%	5	15.2%	10	7.6%	219	6.5%
	Don't know	-	-	-	-	-	-	21	0.6%

Table 4: Tracer Survey Data for 2011 to 2016 alumni from Cambodia and All alumni - Outcome 3

Q: As a result of your Australia Award, have you developed professional links with Australian organisations?		Alumni from Cambodia				Alumni from Cambodia		All Alumni	
		Scholarships		Fellowships		Count	Column N %	Count	Column N %
		Count	Column N %	Count	Column N %				
Professional links	Developed professional links	52	53.1%	18	54.5%	70	53.4%	1513	44.2%
	Did not develop professional links	36	36.7%	11	33.3%	47	35.9%	1583	46.2%
	Don't Know	10	10.2%	4	12.1%	14	10.7%	330	9.6%
Types of professional links with Australian organisations*	Public sector	7	13.5%	5	27.8%	12	17.1%	336	22.4%
	Private Sector	10	19.2%	-	-	10	14.3%	150	10.0%
	Universities	21	40.4%	8	44.4%	29	41.4%	740	49.3%
	Non-Government Organisations	9	17.3%	3	16.7%	12	17.1%	137	9.1%
	Australian High Commission or Consulates	1	1.9%	-	-	1	1.4%	30	2.0%
	Other or don't know	4	7.7%	2	11.1%	6	8.6%	108	7.2%

*Note these counts and proportions only include alumni who indicated that they had developed a professional link as well as providing information about their current employment in the survey.

Table 5: Tracer Survey Data for 2011 to 2016 alumni from Cambodia and All alumni - Outcome 4

Q: To what extent did your experience during your award influence your perception of the following:		Alumni from Cambodia						All Alumni	
		Scholarships		Fellowships		Alumni from Cambodia			
		Count	Column N %	Count	Column N %	Count	Column N %		
Australia as a country	Much more positive	84	85.7%	27	81.8%	111	84.7%	2825	84.6%
	Slightly more positive	10	10.2%	5	15.2%	15	11.5%	406	12.2%
	No change	2	2.0%	1	3.0%	3	2.3%	84	2.5%
	Slightly more negative	1	1.0%	-	-	1	0.8%	13	0.4%
	Much more negative	-	-	-	-	-	-	-	-
	Don't know	1	1.0%	-	-	1	0.8%	13	0.4%
Australian people	Much more positive	72	73.5%	29	87.9%	101	77.1%	2497	74.8%
	Slightly more positive	17	17.3%	2	6.1%	19	14.5%	626	18.7%
	No change	7	7.1%	1	3.0%	8	6.1%	152	4.6%
	Slightly more negative	2	2.0%	-	-	2	1.5%	37	1.1%
	Much more negative	-	-	-	-	-	-	1	0.0%
	Don't know	-	-	1	3.0%	1	0.8%	26	0.8%
The knowledge skills and expertise of Australians	Much more positive	72	73.5%	29	87.9%	101	77.1%	2532	75.9%
	Slightly more positive	19	19.4%	3	9.1%	22	16.8%	642	19.2%
	No change	5	5.1%	-	-	5	3.8%	118	3.5%
	Slightly more negative	1	1.0%	-	-	1	0.8%	19	0.6%
	Much more negative	-	-	-	-	-	-	2	0.1%
	Don't know	1	1.0%	1	3.0%	2	1.5%	24	0.7%
Have provided advice to people from home country in relation to pursuing opportunities in Australia	Yes	97	99.0%	33	100.0%	130	99.2%	3245	97.3%
	No	-	-	-	-	-	-	74	2.2%
	Don't know	1	1.0%	-	-	1	0.8%	17	0.5%

