



General information

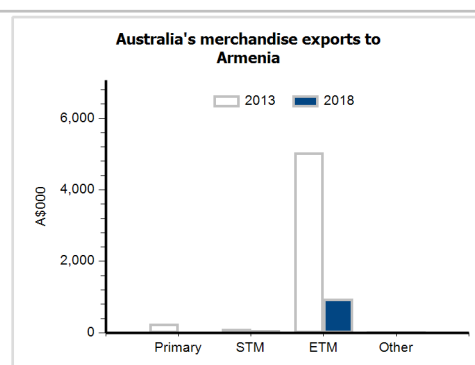
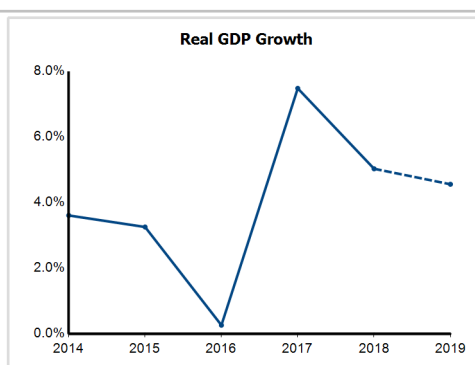
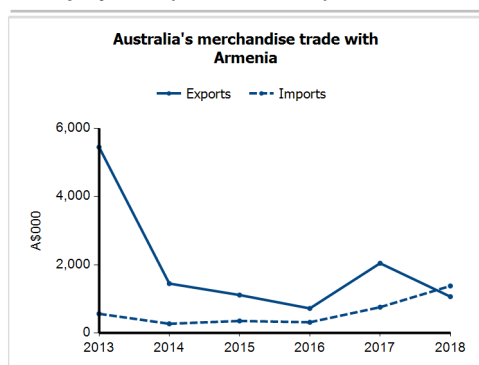
Fact sheets are updated biannually; August and February

Capital:	Yerevan
Land area:	28,470 sq km
Official language(s):	Armenian
Population:	3.0 million (2018)
Currency:	Dram

Head of State
President HE Mr Armen Sarkissian
Head of Government
Prime Minister HE Mr Nikol Pashinyan

Economic indicators (a)

	2014	2015	2016	2017	2018	2019
GDP (US\$b) (current prices)	11.6	10.6	10.5	11.5	12.4	13.1
GDP per capita (US\$)	3,889.0	3,529.0	3,526.3	3,857.2	4,149.3	4,380.9
GDP PPP (Int'l \$b)	24.5	25.5	25.9	28.3	30.4	32.4
GDP per capita PPP (Int'l \$)	8,195.5	8,537.7	8,652.9	9,476.0	10,176.1	10,828.0
Real GDP growth (% change yoy)	3.6	3.3	0.3	7.5	5.0	4.6
Current account balance (US\$b)	-0.9	-0.3	-0.2	-0.3	-0.8	-0.6
Current account balance (% GDP)	-7.6	-2.6	-2.3	-2.8	-6.2	-4.6
Inflation (% change yoy)	3.0	3.7	-1.4	0.9	2.5	2.1
Unemployment (% labour force)	17.6	18.5	20.2	18.6	18.1	17.9



Australia's trade and investment relationship with Armenia (b)

Australian merchandise trade with Armenia, 2018 (A\$000)

		Total share	Rank	Growth (yoy)
Exports to Armenia	1,064	0.0%	179th	-47.9%
Imports from Armenia	1,378	0.0%	151st	82.6%
Total merchandise trade (exports + imports)	2,442	0.0%	174th	-12.7%

Major Australian exports, 2018 (A\$000)

Electrical machinery & parts, nes	255
Electrical distributing equipment	137
Power generating machinery & parts	103
Telecom equipment & parts	101

Major Australian imports, 2018 (A\$000)

Women's clothing (excl knitted)	758
Men's clothing (excl knitted)	387
Medical electrodiagnostic apparatus	57
Alcoholic beverages	43

Australia's trade in services with Armenia, 2018 (A\$m)

		Total share	Rank	Growth (yoy)
Exports of services to Armenia	2	0.0%	147th	100.0%
Imports of services from Armenia	6	0.0%	132nd	50.0%

Australia's investment relationship with Armenia, 2018 (A\$m)

	Total	FDI
Australia's investment in Armenia	np	0
Armenia's investment in Australia	np	0

Armenia's global merchandise trade relationships

Armenia's principal export destinations, 2018

1 Russian Federation	26.9%
2 Switzerland	14.1%
3 Bulgaria	9.0%
71 Australia	0.0%

Armenia's principal import sources, 2018

1 Russian Federation	26.2%
2 China	13.8%
3 Iran	5.6%
63 Australia	0.1%