



Australian Government

Department of Foreign Affairs and Trade

ARMENIA



General information

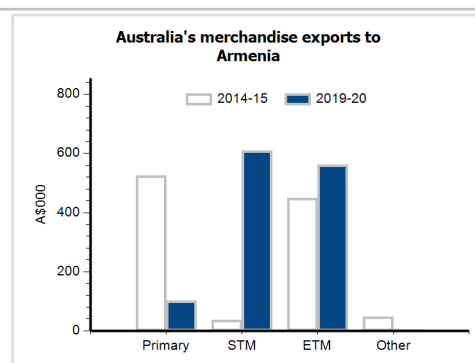
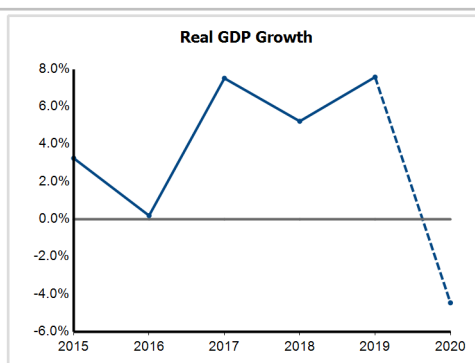
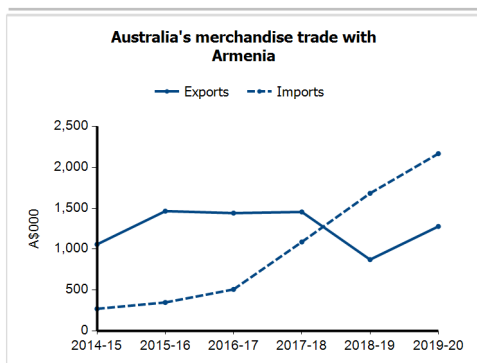
Fact sheets are updated biannually; August and February

Capital: Yerevan
Land area: 28,470 sq km
Official language(s): Armenian
Population: 3.0 million (2019)
Currency: Dram

Head of State
 President HE Mr Armen Sarkissian
Head of Government
 Prime Minister HE Mr Nikol Pashinyan

Economic indicators (a)

	2015	2016	2017	2018	2019	2020
GDP (US\$b) (current prices)	10.6	10.6	11.5	12.5	13.7	12.8
GDP per capita (US\$)	3,529.0	3,524.0	3,868.9	4,196.0	4,604.8	4,314.7
GDP PPP (Int'l \$b)	29.2	31.4	35.7	38.4	42.1	40.8
GDP per capita PPP (Int'l \$)	9,753.4	10,502.1	11,974.0	12,947.6	14,176.9	13,735.5
Real GDP growth (% change yoy)	3.3	0.2	7.5	5.2	7.6	-4.5
Current account balance (US\$b)	-0.3	-0.2	-0.3	-1.2	-1.1	-1.1
Current account balance (% GDP)	-2.7	-2.1	-3.0	-9.4	-8.2	-8.8
Inflation (% change yoy)	3.7	-1.4	1.0	2.4	1.4	0.9
Unemployment (% labour force)	18.5	18.0	20.9	20.5	18.9	22.3



Australia's trade and investment relationship with Armenia (b)

Australian merchandise trade with Armenia, 2019-20 (A\$000)

Exports to Armenia	1,278
Imports from Armenia	2,168
Total merchandise trade (exports + imports)	3,446

Total share	Rank	Growth (yoy)
0.0%	167th	46.5%
0.0%	138th	28.8%
0.0%	166th	34.9%

Major Australian exports, 2019-20 (A\$000)

Paper & paperboard	367
Radioactive materials	191
Butter	94
Optical goods, nes	74

Major Australian imports, 2019-20 (A\$000)

Women's clothing (excl knitted)	1,400
Men's clothing (excl knitted)	500
Medical electrodiagnostic apparatus	109
Alcoholic beverages	72

Australia's trade in services with Armenia, 2019-20 (A\$m)

Exports of services to Armenia	3
Imports of services from Armenia	6

Total share	Rank	Growth (yoy)
0.0%	139th	50.0%
0.0%	126th	-14.3%

Australia's investment relationship with Armenia, 2019 (A\$m)

Australia's investment in Armenia	np
Armenia's investment in Australia	np

Total	FDI
np	np
np	0

Armenia's global merchandise trade relationships

Armenia's principal export destinations, 2019

1 Russian Federation	27.2%
2 Switzerland	17.5%
3 Bulgaria	7.9%
66 Australia	0.0%

Armenia's principal import sources, 2019

1 Russian Federation	29.2%
2 China	14.7%
3 Iran	6.4%
65 Australia	0.1%

Compiled by the Statistics Section, DFAT, using the latest data from the ABS, the IMF and various international sources

(a) Economic indicators data is from the IMF WEO where available, the EIU or other reputable source. Data may include forecasts or projections for recent years. GNI may be shown in lieu of GDP for countries where GDP data is unavailable.
 (b) Merchandise trade data is based on published and unpublished ABS data. May exclude confidential items of trade. Totals may not add up due to rounding. Investment data is stocks as at end December.

All data may be subject to future revisions.

GDP - Gross Domestic Product PPP - Purchasing power parity GNI - Gross National Income na - Data is not available np - Data is not published .. - Data is not meaningful Primary - Primary goods STM - Simply transformed manufactures
 ETM - Elaborately transformed manufactures Other - Other goods including non-monetary gold f.c.f. - Fresh, chilled or frozen nes - Not elsewhere specified