



Australian Government

Department of Foreign Affairs and Trade



Annual Review of Aid Effectiveness 2012–13

February 2014

Contents

Contents	3
Executive Summary	5
Introduction	9
1. Global efforts to reduce poverty	12
2. Australia's strategic goals and results	15
3. Operational and organisational effectiveness	20
4. How aid was delivered	24
Appendix 1: Progress on commitments	28
Appendix 2: Action on 2011–12 emerging issues	29
Appendix 3: Whole of government support for the aid program	31

List of Figures		page
Figure 1	Estimated aid expenditure by strategic goal 2012–13	13
Figure 2	Progress towards implementation of uniform standards	21
Figure 3	Percentage of 2012–13 aid expenditure by delivery pathway	22

List of Tables		page
Table 1	Results against Saving lives	14
Table 2	Results against Promoting opportunities for all	14
Table 3	Results against Sustainable economic development	15
Table 4	Results against Effective governance	16
Table 5	Results against Humanitarian and disaster preparedness and response	17
Table 6	Results against A clear strategy	18
Table 7	Results against Value for money and consolidation	19
Table 8	Results against Risk management and performance oversight	19
Table 9	Results against Transparency and results	20
Table 10	Results against Involving the Australian community	20

Executive Summary

The 2012–13 Annual Review

The 2012–13 *Annual Review of Aid Effectiveness* (Annual Review) sets out the progress and achievements of the Australian aid program against the targets of the previous government's aid policy, *Helping the World's Poor through Effective Aid: Australia's Comprehensive Aid Policy Framework to 2015-16* (CAPF). The policy framework included 55 targets for five strategic goals and five operational and organisational objectives. Most targets were intended to be achieved by 2015–16.

This is the second Annual Review of Aid Effectiveness and the first covering a full year of reporting against the four-year targets of the CAPF. The 2011-12 Annual Review tested Australia's ability to report results against CAPF targets and helped improve data collection, analysis and reporting for this Annual Review.

The Annual Review demonstrates that the aid program continued to make progress towards the targets for the goals and objectives set by the previous government, with 46 targets achieved or on track to be achieved by 2015–16. In particular, all targets for: *saving lives; delivering effective governance; humanitarian and disaster preparedness and response; and involving the Australian community*, had been achieved or were likely to be achieved within the designated timeframe. For some goals, including *promoting opportunities for all* and *sustainable economic development*, results were on track against most, but not all targets. Additionally, some targets for the goals *effective governance* and *sustainable economic development* were surpassed earlier than expected. This suggests they may not have been sufficiently demanding.

Some targets are unlikely to be met by 2015–16. Inadequate data collection systems affected the ability to report on the number of school officials trained and the number of people with increased incomes through market development programs. The top 20 country strategies were to be updated by the end of 2012. Eighteen were updated by this date, one has since been published and the outstanding strategy for Pakistan was unable to be finalised due to rapidly changing circumstances in that country. The completion of major education programs in Indonesia and the Philippines led to a decrease the use of partner systems affecting the results for this indicator. It has proved difficult to comply with the target of reporting 100 per cent of suspected fraud within five days of discovery; however over 80 per cent of cases were reported within 30 days, a significant achievement.

A key issue for results across all five strategic goals was the ability to collect gender-disaggregated data. While Australia supported efforts to improve data collection, progress is
















dependent upon the capacity of partner governments. The objective of collecting and reporting data disaggregated by gender remains valid, but it may take longer to achieve than expected.

The new government has commissioned work on a performance framework with rigorous benchmarks. The framework will focus the aid program on a smaller number of clear priorities and on greater effectiveness. The lessons learned from the preparation of this Annual Review will inform the new performance framework.




Progress against strategic goals

Indicator summary 2012–13 to 2015–16	Progress
<i>Saving lives</i>	
More than 10 million children will be vaccinated	
More than 1 million additional births will be attended by a skilled birth attendant	
More than 8.5 million people will be provided with increased access to safe water	
Women will be equally represented on water and sanitation management committees	
More than 5 million additional people will have increased access to basic sanitation	
5 million people will have increased knowledge of hygiene practices	
<i>Promoting opportunities for all</i>	
4 million more boys and girls will be enrolled in school	
24,000 classrooms will be built or upgraded	
1.2 million students will be provided with financial or nutritional support	
190,000 teachers will be trained	
300,000 school officials will be trained	
12 million textbooks will be provided	
More than 100,000 people will be provided with disability services such as prostheses	
More than 500,000 boys and girls will attend schools that are more accessible to children with disabilities	
40,000 women survivors of violence will receive services	
At least 17,000 people (at least half of them women) will be awarded tertiary scholarships and return home	
<i>Sustainable economic development</i>	
9600km of roads will be constructed, rehabilitated or maintained	
750,000 farmers (at least 40% women) will be able to access new agricultural technologies	
Increased crop value of half a billion dollars	
2.3 million poor people (at least 50% women) will have increased access to financial services	
1.4 million poor people will increase their incomes through market development programs	
At least 4.2 million vulnerable women and men and children will be provided with social protection support	
Up to 20 countries will be assisted with adaptation programs to reduce vulnerability to climate change	
Up to 10 countries will be assisted to minimise carbon emissions through technological and regulatory support	
<i>Effective governance</i>	
14,000 law and justice officials will be trained	
23 countries will be supported to improve public financial management	
Training will be provided for 17,000 public servants (at least 25% women)	
680 civil society organisations will be supported to track service provision	
<i>Humanitarian and disaster preparedness and response</i>	
30 million vulnerable people will be provided with life-saving assistance in conflict and crisis situations	
Disaster response will be launched within 48 hours of a request for assistance in anticipated humanitarian crises	

Progress against operational and organisational objectives

Indicator summary	Progress
<i>A clear strategy</i>	
Comprehensive Aid Policy Framework developed, incorporating a four-year, whole of ODA budget strategy	Achieved 2012
Top 20 country strategies updated by the end of 2012	
Thematic policy notes published	Achieved 2011
Australian Multilateral Assessment completed and updated annually	
AusAID Mission and Value Statement introduced by June 2012	Achieved 2012
Career streams defined in each sector for which AusAID has a Principal Sectoral Specialist as Head of Profession by 2015–16	
Women occupy 40% of leadership roles within AusAID by 2015–16	
<i>Value for money and consolidation</i>	
Maintain minimum of 76% of tenders, by value, open and competitive	
100% of advisor remuneration remains within Advisor Remuneration Framework limits	
The number of initiatives reduce by more than 25% from 2011–12 to 2015–16	
The proportion of aid delivered through the systems of developing country partners increased by 30% over 2011–12 figures by the end of 2014	
Internal movement of staff between branches reduced to 7.5% per year	
<i>Risk management and performance oversight</i>	
AusAID Fraud Control Plan compliant with Australian Government Fraud Control Guidelines by June 2012	Achieved 2012
100% of suspected fraud reported to the AusAID Chief Auditor within 5 days of discovery by staff or delivery partners	
Independent Evaluation Committee established by mid-2012	Achieved 2012
At least 95% of monitorable initiatives report annually on performance through the quality at implementation mechanism	
At least 75% of initiatives with a low quality effectiveness rating cancelled or improved within two performance cycles	
<i>Transparency and results</i>	
High level results developed and released publicly in the 2012–13 Budget and assessed each year as part of the Annual Review of Aid Effectiveness	
Transparency charter released	Achieved 2011
All independent evaluations listed in the annual evaluation plan published	
Enrolment, transition and completion rates at all levels of the education sector disaggregated by gender by 2014	
<i>Involving the Australian community</i>	
1,000 new volunteers per year by 2015–16	
At least 50 accredited Australian international development NGOs participating in AusAID-NGO Cooperation Program by 2015–16	
At least 500 Australians on the Australian Civilian Corps register screened, trained and ready to deploy overseas	
100,000 teachers trained by 2015–16 in the Global Education Program curricula	

Progress against the indicators has been rated according to the following red, amber and green colour scale:

Progress	Rating
Result was on track. The target was met in 2012–13 or was on track to be met by 2015–16	
Result was not on track, but the target could still be met by 2015–16	
Result was not on track. The target was not met in 2012–13 or was unlikely to be met by 2015–16	

Introduction

The 2012–13 Annual Review

The 2012–13 *Annual Review of Aid Effectiveness* (Annual Review) examines the performance of the Australian aid program in 2012–13 and sets out the results achieved from Australia's total investment of \$5.1486 billion¹ in Official Development Assistance (ODA).

This is the second Annual Review of Aid Effectiveness, and the first covering a full year of reporting against the four-year targets of the CAPF. With the CAPF released in May 2012, the 2011–12 Annual Review tested Australia's ability to collect data on results against the targets of the CAPF. The lessons of that first Annual Review have helped improve data collection, analysis and reporting for this Annual Review.

During 2012–13, the aid program was guided by the previous government's aid policy, *Helping the World's Poor Through Effective Aid: Australia's Comprehensive Aid Policy Framework to 2015–16* (CAPF). With the Government now refocusing the Australian aid program in the Indo-Pacific region and investing aid in the sustainable development of our close neighbours, a new performance framework with rigorous benchmarks is being developed. This Annual Review completes reporting under the previous government's aid policy and does not identify emerging issues from the 2012–13 aid program ahead of more considered analysis to support the new performance framework.

The aid program will be refocused to lift the living standards of the most vulnerable people in our region through: aid for trade; better health and education outcomes; empowering women and girls; and leveraging private sector involvement. Greater emphasis will be placed on broader economic development and aid for trade initiatives to build livelihoods, provide jobs and grow economies that can support sustainable communities and lift people out of poverty.

The government is committed to delivering an effective, value for money aid program and spending will be tied to measurable outcomes. New performance benchmarks will ensure integrity in the aid program and give Australian taxpayers greater confidence in the program's effectiveness in achieving its aims.

Delivery of the 2012–13 Australian aid program

Australian aid funds in 2012–13 were managed by Australian Government agencies that have responsibilities for international development assistance, most notably: the then Australian

¹ Estimated outcome 2012–13

Agency for International Development (AusAID)²; the Department of Immigration and Citizenship³; the Australian Federal Police; and the Australian Centre for International Agricultural Research (ACIAR). A list of the 18 agencies that contributed funding to the Australian aid program, as they were on 30 June 2013, is at Appendix 3. Nearly 40 other Australian Government agencies delivered aid funding under agreement with AusAID.

Australian aid is delivered through: partner governments; multilateral and bilateral development agencies; civil society organisations; and the private sector.

The 2012–13 reporting framework

The Annual Review reports the results of the Australian aid program against the previous government's aid policy. The results are reported in relation to:




- › Progress against the Millennium Development Goals (MDGs)
- › The contribution of Australian aid to development outcomes in our partner countries in line with the previous Government's strategic goals
- › Operational and organisational effectiveness.

The eight MDGs were agreed in 2000 by 189 countries, including Australia. All United Nations member countries have made a collective commitment to meet the MDG goals and targets by 2015. In 2012–13, Australia contributed to the MDGs by investing in activities that aligned with the five strategic goals: *saving lives; promoting opportunities for all; sustainable economic development; effective governance; and humanitarian and disaster preparedness and response.*

Australian aid was also guided by five objectives for operational and organisational effectiveness: a clear strategy; value for money and consolidation; risk management and performance oversight; transparency and results; and involving the Australian community.

Each of the strategic goals and objectives for operational and organisational effectiveness included a set of indicators to be achieved over a four year period from 2012–13 to 2015–16. Results for 2012–13 indicate that the aid program was progressing toward its goals at the time.

Progress against these indicators has been rated according to the following colour scale:

Progress	Rating
Result was on track. The target was met in 2012–13 or was on track to be met by 2015–16	 G
Result was not on track, but the target could still be met by 2015–16	 A
Result was not on track. The target was not met in 2012–13 or was unlikely to be met by 2015–16	 R
Result was achieved in previous year or the target was not applicable to 2012–13	N/A

² On 1 November 2013, AusAID was integrated with the Department of Foreign Affairs and Trade to align more closely the Australian Government's foreign relations, trade and development policies.

³ Government department and agency names are as at 30 June 2013.

Evidence

The 2012–13 Annual Review draws on evidence from the aid program’s rigorous planning, monitoring, evaluation and reporting system. Key elements of that system are:

- › Evaluations carried out by the Office of Development Effectiveness, including the inaugural synthesis report, *Lessons from Australian Aid*
- › Aid Program Performance Reports for country and regional programs
- › Assessments and evaluations of individual initiatives
- › Thematic strategies for key themes of the aid program such as gender
- › Performance of multilateral organisations
- › Performance of civil society organisations
- › Information from other government agencies on the performance of their aid initiatives.

1. Global efforts to reduce poverty

Global progress towards the Millennium Development Goals

The eight Millennium Development Goals (MDGs) are a global commitment made in 2000 by 189 countries, including Australia, to fight global poverty and inequality. They are:

- › MDG1 eradicate extreme poverty and hunger
- › MDG2 achieve universal primary education
- › MDG3 promote gender equality and empower women
- › MDG4 reduce child mortality
- › MDG5 improve maternal health
- › MDG6 combat HIV/AIDS, malaria and other diseases
- › MDG7 ensure environmental sustainability
- › MDG8 develop a global partnership for development.

The goals comprise 21 targets and a series of measurable health and economic indicators for each target. The central goal is to halve the proportion of people living in extreme poverty on less than USD1.25 a day by 2015, relative to 1990 levels.

Progress towards reaching the goals has been uneven. However, there have been some remarkable achievements against many of the MDG targets, as reported in *The Millennium Development Goals Report 2013* produced by the United Nations.

- › Extreme poverty has been halved five years ahead of time through helping an estimated 700 million people out of extreme poverty by 2010 (MDG1).
- › Halving the world's hunger by 2015 is within reach, with the proportion of under-nourished people worldwide down from 23 per cent over the period 1990 to 1992 to 15 per cent over the period 2010 to 2012 (MDG1).
- › An estimated 1.1 million deaths from malaria were prevented between 2000 and 2010, a decrease in deaths of more than 25 per cent globally, and 20 million lives were saved from tuberculosis between 1995 and 2011 (MDG6).
- › In 2010, 89 per cent of the world's population had access to improved sources of drinking water, up from 76 per cent in 1990 (MDG7).
- › Over 200 million slum dwellers benefitted from improved water sources, sanitation facilities, durable houses or sufficient living space, exceeding the target by 100 per cent several years early (MDG7).

There are still challenges in meeting the remaining targets and goals. There are still 57 million children out of school and the target of universal primary education is unlikely to be met (MDG2) by 2015. Gender parity is closest to being achieved in primary education; however, there are significant gender disparities between regions in all levels of education (MDG3).

The mortality rate of children under five dropped by 41 per cent between 1990 and 2011 (MDG4), but more rapid progress is required to meet the 2015 target of a two-thirds reduction. Maternal deaths dropped by 47 per cent between 1990 and 2010, also requiring acceleration to meet the 2015 target of a three quarters reduction (MDG5). While new HIV infections are declining, an estimated 34 million people were living with the disease at the end of 2011 (MDG6).

As the MDG target date of 2015 draws near, the international community is working to design a new global development framework for the post-2015 period. Australia is participating in these international processes. Australia also has a unique opportunity to influence the global economic agenda through its current presidency of the G20. In December 2012, Australia became co-chair of the G20 Development Working Group and will retain this position until the end of 2015, giving Australia a strong role in shaping the contribution of the G20 to poverty reduction.

Australia's contribution

In 2012–13, Australia worked to alleviate extreme poverty and hunger (MDG1) including through the provision of health and food vouchers and social protection payments for more than seven million additional poor women and men. In Cambodia, Australia enabled more than 147,000 people (50 per cent of whom were women) to access and use improved agricultural technologies, resulting in an additional USD7.8 million worth of agricultural production.

The aid program helped one million more children to enrol in school (MDG2), provided 2.5 million textbooks, funded the construction of 8700 classrooms and provided one million students with financial and/or nutritional support. In Bangladesh, where Australia supported primary education through participation in a donors' consortium, the net primary enrolment rate has risen to 95 per cent, gender parity in enrolments has been reached and the completion rate has risen steadily.

Australia supported activities to improve the political and economic opportunities for and participation by women, and to address the levels of violence against women (MDG3). Nearly 25,000 female survivors of violence received services that included: counselling; crisis accommodation; legal support; and medical and police assistance. Under the Australian aid program, a safe markets program in Papua New Guinea (PNG) was expanded to improve infrastructure and market governance in Port Moresby, encouraging women's safe, fair and equal participation in the local economy.

Australian aid resulted in more than 870,000 PNG children receiving Vitamin A supplements to improve health (MDG4). An additional 305,000 births being attended by a skilled birth attendant helped to reduce the rate of maternal and infant mortality (MDG4 and 5). Australia's Safe Motherhood Program in Timor-Leste helped communities to understand better the benefits of reproductive, maternal and child health services. The program has provided services through 459 monthly health clinics, 1115 health facilities and 349 outreach visits to under-served areas. This support enabled 43,000 Timor-Leste people to receive family planning advice and services.

Combating HIV/AIDS, malaria and other diseases (MDG6) was addressed through: the provision of reproductive health services; water, sanitation and hygiene initiatives; and vaccinations for more than 2.7 million children. A multi-sectoral approach was taken in Australia's HIV/AIDS Asia Regional Program covering Burma, Cambodia, China, Lao PDR and Vietnam.

Australian aid helped improve access to safe water for an additional 2.3 million people and basic sanitation to 1.9 million people (MDG7). In Solomon Islands in 2012, Australian support helped build 44 water and sanitation facilities, providing access to safe water or basic sanitation for an estimated additional 9600 people.

Sources:

- > The Millennium Development Goals Report 2013 (United Nations)
- > UN media release 'Asian countries build on achievements' accompanying the Millennium Development Goals Report 2013 http://www.un.org/millenniumgoals/pdf/report-2013/mdg-report2013_pr_asia.pdf
- > DFAT 2012–13 Solomon Islands Aid Program Performance Report.

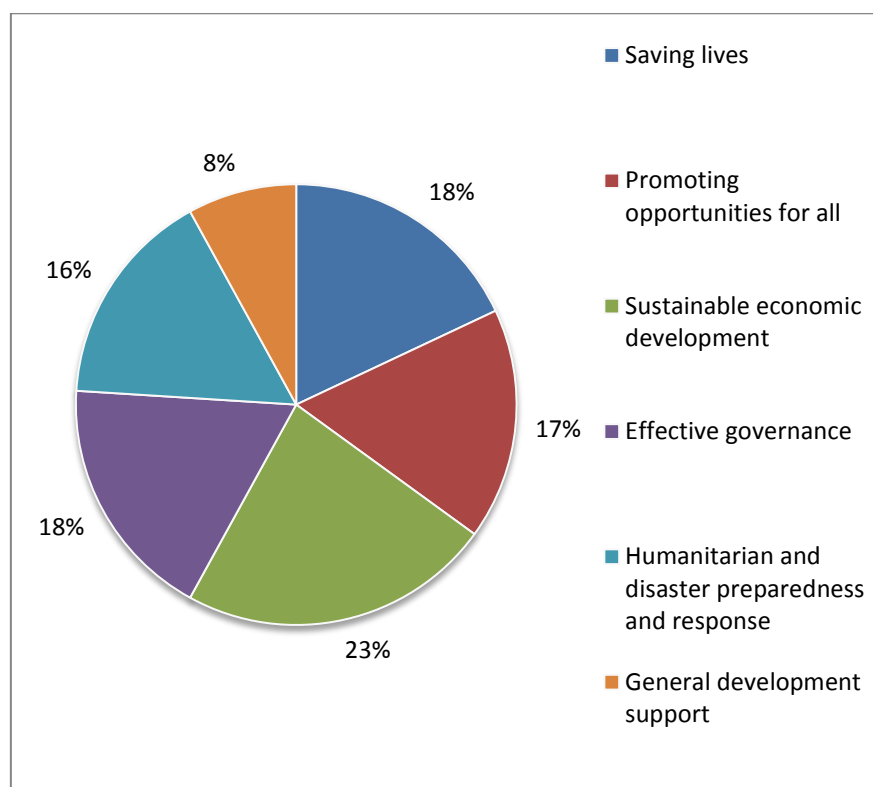
2. Australia's strategic goals and results

The five strategic goals of the previous government's aid policy, which guided Australia's aid program in 2012–13, were:

- › Saving lives
- › Promoting opportunities for all
- › Sustainable economic development
- › Effective governance
- › Humanitarian and disaster preparedness and response.

The following chart shows an estimated distribution of Australia's aid budget between the five strategic goals and general development support in 2012–13.

Figure 1: Estimated aid expenditure by strategic goal 2012-13









The aid program's strategic goals were multi-year goals and the indicators for the goals included targets to be achieved over a four-year period from 2012–13 to 2015–16.

Saving lives

Those who endure the greatest burden of disease and ill health are often the world's poorest and most vulnerable people. Major causes of death in low-income countries include: inadequate protection against infectious diseases; poor nutrition; inadequate access to safe drinking water; and complications from pregnancy and childbirth. Australia and its partners worked together to provide technical assistance and financial support to ensure that vulnerable individuals and communities were provided with quality health care services.

Table 1: Results against Saving lives



Indicator 2012–13 to 2015–16	Result delivered by Australian aid in 2012–13	Progress
More than 10 million children will be vaccinated	2.76 million	
More than 1 million additional births will be attended by a skilled birth attendant	305,000	
More than 8.5 million people will be provided with increased access to safe water	2.26 million	
Women will be equally represented on water and sanitation management committees	49% of committees	
More than 5 million additional people will have increased access to basic sanitation	1.91 million	
5 million people will have increased knowledge of hygiene practices	1.89 million	









All results were on track for this strategic goal and all six targets were likely to be met by 2015–16. Australia continued its work to control and eliminate malaria in our region. For example, in Solomon Islands the rate of malaria was reduced by more than 75 per cent, from 199 cases per 1000 in 2003 to fewer than 45 cases per 1000 in 2012. Australia also led regional efforts to respond to emerging public health threats such as drug resistant malaria.

Promoting opportunities for all

Australian aid program activities aimed to expand opportunities for people in developing countries to lift themselves out of poverty. Programs sought to give more children access to quality education to build a future free from poverty. They also aimed to promote gender equality and women's empowerment and to enhance the lives of people with disabilities.

Table 2: Results against Promoting opportunities for all

Indicator 2012–13 to 2015–16	Result delivered by Australian aid in 2012–13	Progress
4 million more boys and girls will be enrolled in school	1.06 million	
24,000 classrooms will be built or upgraded	8700 constructed	

Indicator 2012–13 to 2015–16	Result delivered by Australian aid in 2012–13	Progress
1.2 million students will be provided with financial or nutritional support	1 million	
190,000 teachers will be trained	72,100	
300,000 school officials will be trained	33,800	
12 million textbooks will be provided	2.51 million	
More than 100,000 people will be provided with disability services such as prostheses	158,000	
More than 500,000 boys and girls will attend schools that are more accessible to children with disabilities	78,800	
40,000 women survivors of violence will receive services, including counselling, crisis accommodation, legal support, medical and police	24,800	
At least 17,000 people (at least half of them women) will be awarded tertiary scholarships and return home to assist their countries' economic development	4600 (48.4% women)	




Of the 10 targets for this strategic goal, one target was met in 2012–13 and six of the remaining targets were on track to be met by 2015–16.






Approaches to the provision of textbooks and training of school officials would need to be reviewed. In addition, the definition of the target for training of school officials could be reviewed and steps taken to improve data collection systems. Steps have been taken to ensure schools and classrooms built with Australian aid will be more accessible for children with disabilities. Australia could also better target the factors now known to be most closely associated with improving learning outcomes. These include: training teachers skilled in teaching reading and maths; instruction in a language children can understand; a relevant school curriculum; principals who can track their students' progress; systems self-adjusting to support learning; and supportive parents and communities.

Sustainable economic development

Australia helped to generate sustainable growth and provide individuals with the opportunity to earn a living, both of which are crucial to lifting people out of poverty. Australia also assisted developing countries to take action on climate change, especially via cleaner development options.

Table 3: Results against Sustainable economic development

Indicator 2012–13 to 2015–16	Result delivered by Australian aid in 2012–13	Progress
9600km of roads will be constructed, rehabilitated or maintained	4,400km	
750,000 farmers (at least 40% women) will be able to access new agricultural technologies, resulting in	704,000	
- increased crop value of over half a billion dollars	\$131.3 million	

Indicator 2012–13 to 2015–16	Result delivered by Australian aid in 2012–13	Progress
2.3 million poor people (at least 50% women) will have increased access to financial services such as loans to start small businesses	544,000	
1.4 million poor people will increase their incomes through market development programs	167,000	
At least 4.2 million vulnerable women and men and children will be provided with social protection support such as cash transfers or basic nutritional support	7.37 million	
Up to 20 countries will be assisted with adaptation programs to reduce vulnerability to climate change	73 countries	
Up to 10 countries will be assisted to minimise carbon emissions through technological and regulatory support as their economies grow	45 countries	





Of the eight targets for this strategic goal, three were met in 2012–13 and three of the remaining targets were on track to be met by 2015–16.

A strategic investment program with the Government of Indonesia allowed seven million poor people to gain access to social transfers such as the government's health insurance and rice subsidy programs for poor households. The number of poor people with increased incomes through market development programs and the number of poor people with increased access to financial services were lower than expected. Additional work, including improving data collection systems, could be undertaken in these areas as they are critical to sustained growth. Programs aimed at increasing access to financial services were in their early stages or were yet to commence.

Effective governance

The Australian aid program supported the public sector in developing countries, contributing to improved law and justice outcomes and sound public financial management. Australia also supported democratic and political structures and engaged civil society groups with a view to seeking: improved delivery of basic services; strong leadership; transparent decision-making; and more inclusive societies.

Table 4: Results against Effective governance

Indicator 2012–13 to 2015–16	Result delivered by Australian aid in 2012–13	Progress
14,000 law and justice officials will be trained	22,200	
23 countries will be supported to improve public financial management	27	
Training will be provided for 17,000 public servants (at least 25% women)	201,400	
680 civil society organisations will be supported to track service provision	2200	

All four targets for this strategic goal were met in 2012–13.

A number of aid program investments produced larger than expected results and several targets were surpassed. In particular, the target for training public servants did not take account of single, large scale events such as the Pakistan election. Significant results included:

- › An electoral support program in Pakistan that trained more than 126,000 public officials to prepare for general elections in May 2013
- › A large contribution by the Australian Police Force (AFP) in training 6000 police and other law and order officials in countries including Afghanistan, Papua New Guinea, Solomon Islands and Timor-Leste.

In addition to the more direct support indicated above, Australia also funded multilateral organisations, such as the World Bank and the Caribbean Technical Assistance Centre, that provide public financial management support to partner countries.



Humanitarian and disaster preparedness and response

Australian humanitarian aid seeks to save lives, alleviate suffering, and maintain human dignity during and in the aftermath of conflict, natural disasters and other humanitarian crises.

Recent decades have seen an increase in the frequency and impact of natural disasters. Individuals with low resilience and in vulnerable regions are least equipped to respond without assistance and are the most affected by such events. Australian aid investments focused on enhancing disaster preparedness and delivering faster, more effective responses to humanitarian crises.

In 2012–13 the previous government included in the aid program the ODA-eligible costs for irregular maritime arrivals to Australia, a decision which post-dated the performance measures of the government's aid policy at the time.

Table 5: Results against Humanitarian and disaster preparedness and response

Indicator 2012–13 to 2015–16	Result delivered by Australian aid in 2012–13	Progress
30 million vulnerable people will be provided with life-saving assistance in conflict and crisis situations	11.83 million	
Disaster response will be launched within 48 hours of a request for assistance in anticipated humanitarian crises	100% (9 out of 9) requests responded to within 48 hours	

One of the two targets for this strategic goal was met in 2012–13 and the remaining one was on track to be met by 2015–16.

The Asia-Pacific is the most disaster-prone region in the world and Australia continued its strong commitment to support our near neighbours to prepare for and respond to crises.

3. Operational and organisational effectiveness





The five objectives of the previous government's aid policy for operational and organisational effectiveness for 2012–13 were:

- › A clear strategy
- › Value for money and consolidation
- › Risk management and performance oversight
- › Transparency and results
- › Involving the Australian community.

Organisational and operational effectiveness continued to improve across the aid program. AusAID achieved satisfactory progress against most of the targets for operational and organisational effectiveness. Australian Government agencies responsible for delivering ODA demonstrated satisfactory progress against the uniform standards for the aid program introduced in 2013. Results against the operational and organisational effectiveness objectives are outlined below.

A clear strategy

Table 6: Results against a Clear Strategy






Indicator	Result delivered by Australian aid in 2012–13	Progress
<i>Comprehensive Aid Policy Framework</i> developed, incorporating a four-year, whole of ODA budget strategy	N/A	Achieved in 2012
Top 20 country strategies updated by the end of 2012	18 strategies	
Thematic policy notes published	N/A	Achieved in 2011
Australian Multilateral Assessment completed and updated annually	Updated	
AusAID Mission and Value Statement introduced by June 2012	N/A	Achieved in 2012
Career streams defined in each sector for which AusAID has a Principal Sectoral Specialist as Head of Profession by 2015–16	5 of 6 career streams established	
Women occupy 40% of leadership roles within AusAID by 2015–16	Achieved	

Of the seven targets for this objective, three were achieved prior to 2012–13. Two of the remaining targets were met in 2012–13 and one was on track to be met by 2015–16. The remaining target was not met within the designated timeframe.

Five career streams were established in AusAID to reduce the reliance on external contractors and contribute to improved staff capacity. The target of 40 per cent of leadership roles occupied by women was met in 2011–12. Of the top 20 country strategies, 18 strategies were updated by the target date, and another has since been published. The remaining strategy for Pakistan was not completed as rapidly changing circumstances in that country needed to be taken into account.

Value for money and consolidation

Table 7: Results against Value for Money and consolidation




Indicator	Result delivered by Australian aid in 2012–13	Progress
Maintain minimum of 76% of tenders, by value, open and competitive	Achieved (87%)	
100% of advisor remuneration remains within Advisor Remuneration Framework limits	Achieved	
The number of initiatives will reduce by more than 25% from 2011–12 to 2015–16	11% reduction	
The proportion of aid delivered through the systems of developing country partners is increased by 30% over 2011–12 figures by the end of 2014	3.2% reduction	
Internal movement of staff between branches reduced to 7.5% per year	Achieved (6.5%)	

Of the five targets for this objective, three were achieved in 2012–13 and one of the remaining two targets was on track to be met by 2015–16.

The completion of major education programs in Indonesia and the Philippines led to a decrease in results for the use of partner systems in 2012–13. The decision to use partner systems will continue to be based on robust evidence collected through assessments of partner systems.

Risk management and performance oversight

Table 8: Results against Risk Management and Performance Oversight




Indicator	Result delivered by Australian aid in 2012–13	Progress
AusAID Fraud Control Plan compliant with Australian Government Fraud Control Guidelines by June 2012	N/A	Achieved in 2012
100% of suspected fraud reported to the AusAID Chief Auditor within five days of discovery by staff or delivery partners	83% of suspected fraud cases reported within 30 days of discovery	
Independent Evaluation Committee established by mid-2012	N/A	Achieved in 2012
At least 95% of monitorable initiatives to report annually on performance through the quality at implementation mechanism	Achieved (99%)	
At least 75% of initiatives that are given a low quality effectiveness rating are cancelled or improved within two performance cycles	Achieved (85%)	

Of the five targets for this objective, two were met prior to 2012–13. Two of the remaining three targets were on track to be met by 2015–16.

Eighty-three per cent of suspected fraud cases were reported within 30 days of discovery. The target of reporting suspected fraud within five days was ambitious and unachievable in many situations as it depended on the actions of partner governments, multilateral organisations and non-government organisations (NGOs). Experience indicates that the target remains appropriate for contactors, NGOs and bilateral partners. However further work could be undertaken to improve reporting arrangements with multilateral organisations and partner governments.

Transparency and results

Table 9: Results against Transparency and Results





Indicator	Result delivered by Australian aid in 2012–13	Progress
High level results developed and released publicly in the 2012–13 Budget and assessed each year as part of the <i>Annual Review of Aid Effectiveness</i>	Achieved in 2013	
Transparency charter released	N/A	Achieved in 2011
All independent evaluations listed in the annual evaluation plan will be published	Achieved	
Enrolment, transition and completion rates at all levels within the education sector will be disaggregated by gender by 2014	Data available for 38% of country programs	

Of the four targets for this objective, one was achieved prior to 2012–13. Two of the remaining three targets were achieved in 2012–13.

Around 38 per cent of countries in which Australia has a bilateral education investment reported gender-disaggregated data. While Australia is supporting efforts to improve data collection, progress is dependent upon the capacity of partner governments. The target of 100 per cent gender-disaggregated data by 2014 was too ambitious for the timeframe.

Involving the Australian community

Table 10: Results against Involving the Australian Community

Indicator	Result delivered by Australian aid in 2012–13	Progress
1,000 new volunteers per year by 2015–16	Achieved (1044)	
At least 50 accredited Australian international development NGOs participating in AusAID-NGO Cooperation Program by 2015–16	43	
At least 500 Australians on the Australian Civilian Corps register who are screened, trained and ready to deploy overseas	459	
100,000 teachers are trained by 2015–16 in the Global Education Program curricula	More than 36,000	

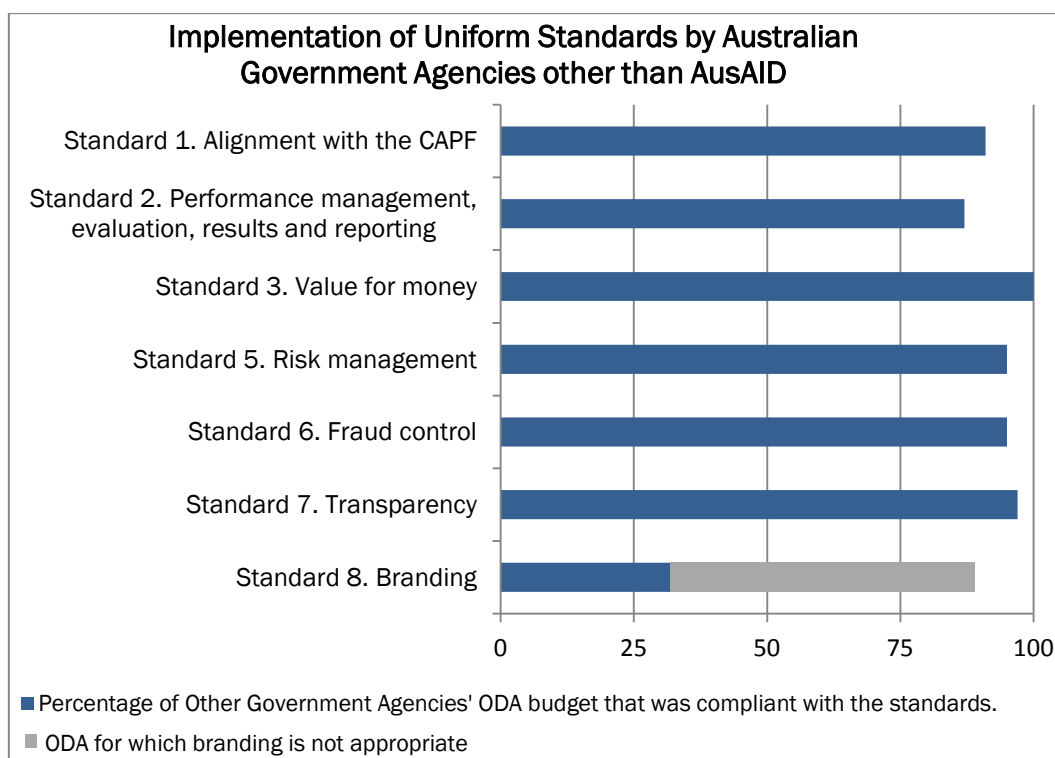
Of the four targets for this objective, one was achieved in 2012–13 and the remaining targets were on track to be met by 2015–16. Australia mobilised 1044 Australian volunteers, achieving the target for this indicator three years early.

Progress against Uniform Standards

Uniform standards help Australian Government agencies coordinate their approach to aid by: focusing on shared strategic goals; taking a common approach to results; improving understanding of risk management and value for money in an aid context; and increasing transparency across the aid program.

The first suite of eight uniform standards was introduced in January 2013, based on former AusAID policies and processes and in consultation with other government agencies. All agencies contributing to the Australian aid program in 2012–13 were required to report on these standards. AusAID met all eight uniform standards. The following graph shows progress by agencies other than AusAID in implementing uniform standards (the other agency contributions comprise almost 16 per cent of the total Australian aid program).

Figure 2: Progress towards implementation of uniform standards by Australian Government agencies other than AusAID.



Note: *Standard 4: Multilateral Assessments* is only applicable to agencies investing funds in multilateral organisations and is not graphed. Nine agencies contributed to multilateral organisations in 2012–13, reporting that their use of the Australian Multilateral Assessment (AMA), while increasing, was supplemented with other means of assessing organisational effectiveness.

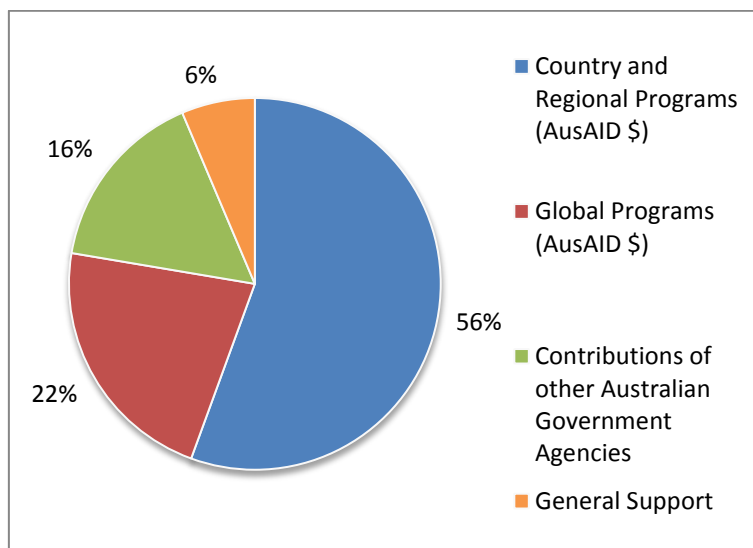
Other government agencies' performance against the uniform standards was solid. With respect to the standard on branding, it is not always appropriate or possible for the Australian Aid Identifier to be used, for example, where there are security risks in doing so. Branding was also not appropriate for aid provided to support irregular maritime arrivals to Australia. The proportion of ODA delivered by other government agencies for which branding is not appropriate is shown in grey.

4. How aid was delivered

The Australian aid program is delivered through: partner governments; multilateral and bilateral development agencies; civil society organisations; and private sector organisations.

Funding is provided to these delivery agents via several funding pathways: country and regional programs; global programs; contributions from other Australian Government agencies; and general support funding. The following chart illustrates the distribution of aid funding in 2012–13 according to these funding pathways.

Figure 3: Percentage of 2012–13 aid expenditure by delivery pathway ⁴



Aid program partners were selected for their local knowledge, scale and capacity to make a difference. In 2012–13, the Australian aid program leveraged both bilateral and multilateral relationships, increasing aid effectiveness by capitalising on different expertise and skills.

Bilateral aid

In 2012–13, 56 per cent of the Australian aid program was delivered through bilateral country or regional programs across: East Asia; the Pacific; South and West Asia; Africa; the Middle East; Latin America; and the Caribbean.

⁴ Estimated outcome 2012–13.

The effectiveness of bilateral programs is assessed through evaluations at the program/country, sector (such as education or health) and individual initiative levels and through Aid Program Performance Reports (APPRs). These measure the progress of country and regional programs against the objectives set out in the relevant country or regional strategy. Evaluations and APPRs are published and available on the DFAT website.

Multilateral organisations

Australia works with multilateral organisations because of their global reach and ability to leverage aid. Multilateral organisations play an important role in setting standards for development and in generating and amalgamating research upon which the Australian aid program can in turn rely.

A Multilateral Engagement Strategy for the Australian aid program was released in October 2012. The strategy focused the aid program on improving the performance of multilateral partners and identified priorities for engagement with these partners.

The Australian Multilateral Assessment (AMA), released in March 2012, provided comprehensive evidence of the effectiveness of Australia's multilateral partners and their relevance to Australia's interests. Performance assessments undertaken since the AMA was released have indicated that Australia's major multilateral partners continued to perform well and that effective Australian engagement has had a positive influence on multilateral performance.

The AMA assessed 42 multilateral organisations against an assessment framework that included the following seven components. The first three components related to results and relevance; and the other four components related to organisational behaviour.

Results and relevance

1. Delivering results on poverty and sustainable development in line with their mandate
2. Alignment with Australia's aid priorities and national interests
3. Contribution to the wider multilateral development system

Organisational behaviour

4. Strategic management and performance
5. Cost and value consciousness
6. Partnership behaviour
7. Transparency and accountability

Non-Government Organisations

Non-Government Organisations (NGOs), or civil society groups, bring a depth of experience, skill and community awareness to the development sector. They can be powerful agents for change and key development partners.

The Australian NGO Cooperation Program (ANCP) has been supporting Australian NGOs to deliver development activities that alleviate poverty in developing countries for nearly 40 years. ANCP development activities contribute to the ability of communities and the private

sector to achieve economic development; improve local and national governance and services, including health and education; and empower women and people with disability.

In 2012–13, the ANCP supported 43 Australian NGOs and their in-country partners to deliver over 600 projects in more than 50 countries.

The 2012–13 APPR for the ANCP found that Australian NGO development activities funded through the ANCP continued to alleviate poverty in developing countries. The report also found that standardised reporting and new data collection mechanisms have allowed for improved analysis of ANCP activities and streamlined program management.

Whole of government

Through capacity building and training, Australian Government agencies provide their counterpart agencies in developing countries with assistance and expertise to design and implement important public policy reforms and other initiatives. In taking a whole of government approach, Australian Government agencies collaborate to maximise results in reducing poverty.

In 2012–13, Australian Government agencies other than AusAID provided funds totalling 16 per cent of the Australian aid program and delivered another four per cent under agreement with AusAID. The three agencies responsible for the largest proportions of this aid were: the Department for Immigration and Citizenship; the Australian Federal Police; and the Australian Centre for International Agricultural Research (see Appendix 3.2: Additional Australian Government agencies delivering aid).

Academic institutions

Australia funds academic institutions to undertake research on development through competitive grant schemes, direct grants and commissioned research. The Australian aid program also partners with Australian, international and developing country institutes. In 2012–13, one element of Australia's research funding was the AusAID Development Research Awards Scheme (ADRAS). In the 2012 funding round, 50 ADRAS grants were awarded for a range of development research projects.

Business

Australia recognises that without private sector-led growth, developing countries cannot prosper and overcome poverty. Closer engagement between the aid program and business provides opportunities to improve the effectiveness of aid.

In 2012–13, a series of roundtables with business was convened. They focused on priority geographic areas of Indonesia, the Pacific, Papua New Guinea and Burma. These events enabled discussions with business on shared interests and identified practical ways to work together in areas such as: women's economic empowerment; infrastructure development; and vocational education and training.

Evaluating and improving aid delivery results

The Office of Development Effectiveness (ODE) monitors the performance of the Australian aid program and evaluates its impact to build stronger evidence for more effective aid.

In 2012–13, ODE carried out a number of strategic evaluations across the aid program. The ODE report *Lessons from Australian Aid 2013* synthesises work undertaken by ODE between January 2012 and June 2013.

Lessons from Australian Aid 2013 examines six evaluations of specific themes, country programs and policy dialogue across the Australian aid program and key performance reports produced by the aid program itself to see what insights they provide about the quality of the Australian aid program. The lessons learned are grouped around three main themes: reaching more of the poor through focussed policy dialogue; working with civil society and the private sector; and taking a more institutional view of capacity building.

- › Policy dialogue is a key tool in scaling up the effectiveness of aid. Good policies can benefit many more poor people than can be reached by aid investments directly.
 - » There is a range of actions that can help improve policy dialogue, which includes: supporting the use of good quality evidence; building partner capacity; applying front-line experience to discussions; and using flexible funding instruments.
 - » Policy dialogue works best when the intent is clear and when staff members involved have the right expertise and qualities.
- › Government is not the only player. Harnessing the strengths of the private sector and civil society is important as well, but requires more holistic strategies in the provision of assistance.
 - » Engagement should be informed by a clear analysis of the different roles of private sector and civil society actors.
 - » The aid program can play an important role brokering relations between government, the private sector and civil society.
- › In low-capacity settings, building the capacity of institutions (rather than individuals) in ways that are tailored and paced to reflect local realities holds greatest potential for success.
 - » Australia needs to be realistic in what its aid can achieve in low-capacity environments.
 - » Avoid stand-alone activities delivered in isolation from a broader strategy for developing sustainable capacity at an institutional level.
 - » A more institutional view is needed across Australian whole of government development efforts.

Appendix 1: Progress on commitments

Yearly commitments for the aid program aimed at strengthening the operational and organisational effectiveness of Australian aid were set out in Recommendation 39 of the *Independent Review of Aid Effectiveness* (2011). As the table below shows, six of the seven commitments for 2012–13 have been met.

Progress against 2012–13 commitments

Commitment	Progress	Comment
First annual review by Cabinet, including assessment of ODA effectiveness	YES	The 2011–12 Annual Review was considered by Cabinet and it assessed whole of aid program performance against the results framework of the Comprehensive Aid Policy Framework.
Initial products from new evaluation arrangements	YES	Communiqués from the Independent Evaluation Committee (IEC) meetings in September and December 2012 were published. The Office of Development Effectiveness Evaluation Policy and annual work plan was endorsed by the IEC and approved by the Development Effectiveness Steering Committee.
Policy statements for private sector and civil society	YES	The Private Sector Development Strategy was released in August 2012 and the Civil Society Engagement Framework in June 2012.
Commence community engagement (small grants, schools outreach)	YES	In 2012–13, 43 non-government organisations (NGOs) were accredited for grants under the NGO Cooperation Program and over 36,000 teachers were trained through the Global Education Program to provide outreach to children in schools.
Complete process of joining African Development Bank	NO	Negotiations were undertaken with the African Development Bank on membership.
AusAID Workforce Plan substantially implemented	YES	The Workforce Plan, released in two phases, was well into implementation in 2012–13. It aimed to strengthen: management and leadership capability; recruitment processes; in-house expertise; learning and development; and career planning.
Scale up research program in agriculture and medicine	YES	Under the Medical Research Strategy released in October 2012, approximately 30% of the health research budget would be used for medical research, including for malaria product development. Agricultural research funding was increased and access improved to Australian research, technical and policy expertise in the areas of dry-land farming, tropical agriculture, commercialisation of agricultural research and agricultural water and soil management.

Appendix 2: Action on 2011–12 emerging issues

In 2011–12, the Annual Review highlighted 16 emerging issues for the aid program: 12 issues facing progress under each of Australia's five strategic goals, and four operational issues. The table below shows what action Australia has taken in 2012–13 to address the emerging issues.

Action on 2011–12 emerging issues

2011–12 Emerging Issue	Action in 2012–13
<i>Saving Lives</i>	
Under-nutrition is a major and emerging cause of poor health in South Asia, Indonesia, Cambodia and Timor-Leste.	<ul style="list-style-type: none"> › The previous government committed additional support for nutrition in the Asia-Pacific region. › In June 2013, Australia signed on to the Scaling Up Nutrition (SUN) movement.
<i>Promoting Opportunities for All</i>	
While school enrolments have increased, quality of learning has not matched reforms to improve access.	<ul style="list-style-type: none"> › New country program education strategies now include a focus on learning improvement and teacher effectiveness. › An Education Performance Assessment Framework was developed that prioritised improved learning outcomes. › Australia supported work by the World Bank to strengthen partner government policies in key areas such as student assessment and teacher policy. › Australia partnered with USAID and World Vision in the All Children Reading Grand Challenge.
Youth unemployment is growing rapidly in some of Australia's largest development partners, including the Pacific, Timor-Leste and Afghanistan, as economic growth fails to keep pace with the demand for jobs.	<ul style="list-style-type: none"> › Australia supported the Australia-Pacific Technical College to provide graduates from Pacific Island countries with internationally recognised Australian qualifications in targeted industry sectors. › Australia assisted the technical and vocational education and training sector in the Timor-Leste Youth Employment Promotion Program through the International Labour Organisation. › Australia commenced work on a Pacific post-secondary skills strategy linked to employability and labour market demand.
<i>Sustainable Economic Development</i>	
Food prices look set to remain high and volatile.	<ul style="list-style-type: none"> › Australia invested in social protection measures to shelter poor and vulnerable households from economic shocks such as high food prices.
Infrastructure investments must grow rapidly to accommodate increasing urban and peri-urban migration.	<ul style="list-style-type: none"> › Australia continued to increase its support for urban development through programs such as the Indonesia Infrastructure Initiative which provides high-level policy advice, technical assistance and physical investment in urban infrastructure.
Environment, climate change and disaster risk reduction programs require further integration to improve outcomes.	<ul style="list-style-type: none"> › A new environmental management guide for the aid program was released. Working groups with development partners strengthened integration of environmental sustainability. Disaster, Environment and Climate Change (DEC) training continued.
Australia's programs aimed at Reducing Emissions from Deforestation and Forest Degradation (REDD+) in Indonesia, progressed at a rate slower than anticipated.	<ul style="list-style-type: none"> › The Kalimantan Forests and Climate Partnership ended in June 2013. Implementation of some aspects of this REDD+ demonstration project proved challenging. Activities focused on community livelihoods and program transitions were extended for one year to maximise impact.

2011–12 Emerging Issue	Action in 2012–13
Effective Governance	
There is a need for greater regional and international cooperation in elections management and broader engagement with electoral processes and officials.	<ul style="list-style-type: none"> › Australia supported regional and international cooperation in elections management, including: <ul style="list-style-type: none"> » assisting Fiji Government organisations to conduct electronic voter registration » assisting development of an accurate list of 190 million Indonesian voters and a mechanism for allocating these voters to polling stations for the 2014 national elections » training public officials to prepare for general elections in 2013 in Pakistan.
Humanitarian and Disaster Preparedness and Response	
A combination of factors is leading to an increase in the number of people in need of humanitarian assistance.	› Population growth, urbanisation, more frequent and severe storms and ongoing conflict are affecting increased numbers of people. In 2012–13, Australia spent an estimated \$843 million on humanitarian action through humanitarian and response initiatives including those delivered by other Australian Government agencies, and through support to United Nations humanitarian agencies and the International Committee of the Red Cross.
Australia needs to make better progress to integrate disaster risk reduction across the aid program.	› Australia consolidated its investment in disaster risk reduction in 2012–13 and almost 80% of disaster risk reduction expenditure was committed through country programs.
Effective coordination amongst partner organisations remains key to effective and timely delivery of humanitarian assistance.	› Australia is a leading provider of disaster preparedness and response aid in Asia and the Pacific. In 2012 and 2013, Australia chaired the France, Australia and New Zealand (FRANZ) coordination group for Pacific response. Australia contributed to UN and Red Cross appeals and mobilised support by Australian NGOs through the Humanitarian Partnership Agreements.
Australia can strengthen humanitarian response by continuing to focus on supporting partners with local capabilities and specialist knowledge.	› The Humanitarian Partnership Agreement, which funds pre-qualified Australian NGOs to respond to rapid-onset humanitarian emergencies, has improved communication, coordination and collaboration on all aspects of humanitarian assistance. The 2013 mid-term review of the partnership determined that Australian NGO country-level partnerships were of particular value in delivering effective humanitarian assistance.
Operational and Organisational Effectiveness	
Timely reporting of fraud	› In 2012–13, 83% of suspected fraud cases were reported to Fraud Control Section within 30 days of discovery. Australia is working with multilateral organisations, NGOs and partner governments to further improve timeliness of fraud reporting.
Collection of consistent, gender-disaggregated data	<ul style="list-style-type: none"> › Improving the provision of gender-disaggregated data is dependent on the capacity of partner governments. › Currently around 38% of the countries in which Australia has a bilateral education investment reported gender-disaggregated data.
Consolidation of volunteer and business initiatives	<ul style="list-style-type: none"> › AusAID released a Private Sector Development Strategy, providing a framework for how Australian aid will support the growth of the private sector in partner countries. › In 2012–13, the Australian Government supported more than 1800 skilled <i>Australian Volunteers for International Development</i> volunteers in 42 countries.
Identification of opportunities for further deployments of Australian Civilian Corps (ACC) personnel	› In 2012–13, 50 ACC specialists were deployed on 12 missions.

Appendix 3: Whole of government support for the aid program

3.1: Whole of government support for the aid program

Agency ⁵	ODA \$m 2012–13 ⁶	Key contributions in 2012–13
The Australian Agency for International Development (AusAID)	4313.9	<p>AusAID contributed to improving women's and children's health; supporting large scale disease prevention and treatment; improving access to clean water and effective sanitation; and protecting freshwater sources.</p> <p>AusAID funding enabled more children, particularly girls, to attend school for a longer and better education; a strong focus on promoting gender equality and empowering women; and working to improve the quality of life for people with disability.</p> <p>AusAID helped improve infrastructure; increase the availability of and access to food in markets and to poor households; and improve the incomes and employment opportunities of poor men and women</p> <p>AusAID worked in developing countries to deliver services; improve security; and enhance justice and human rights for poor and marginalised people.</p> <p>AusAID integrated disaster risk reduction principles and approaches in design and implementation activities across the aid program, including humanitarian assistance and post-disaster recovery. AusAID led Australia's humanitarian responses in developing countries.</p>
The Department of Immigration and Citizenship (DIAC)	434.0	<p>DIAC funded projects to deliver assistance to some of the largest, most vulnerable displaced populations, including displaced populations of Afghans, Sri Lankans, Rohingya, Pakistanis and Iraqis, in several countries.</p> <p>DIAC worked with partner countries to support the development of accountable, responsive and transparent civil society and government institutions that are critical to migration and border management. DIAC maintained the Asia-Pacific Economic Cooperation Business Travel Card system, and managed migration elements of the Seasonal Worker Program.</p> <p>DIAC also supported asylum seekers on the Australian mainland by providing: accommodation; food; clothing; schooling for children; access to physical and mental health care; and dental care.</p>
Australian Federal Police (AFP)	140.2	<p>AFP programs supported police development in partner police agencies to enable the delivery of legitimate, responsive and accountable policing in support of the effective rule of law – including through the Pacific Police Development Program, the Timor-Leste Police Development Program and through training the Afghan National Police.</p> <p>The AFP supported the development of a credible policing capability in the Royal Solomon Islands Police Force as part of the Australian Government's contribution to the Regional Assistance Mission in Solomon Islands (RAMSI).</p>

⁵ Agencies are listed in order of the size of their direct appropriations of ODA and are listed under agency titles for 2012–13.

⁶ Estimated outcome 2012–13.

Agency ⁵	ODA \$m 2012–13 ⁶	Key contributions in 2012–13
Australian Centre for International Agricultural Research (ACIAR)	93.3	ACIAR supported partner countries in the Asia-Pacific, Africa and the Middle East through agricultural research partnerships aimed at improving: productivity; market access and utilisation; and food security. These in turn support economic development and lift people out of poverty.
The Department of Industry, Innovation, Climate Change, Science, Research and Tertiary Education (DIICCSRTE) ⁷	44.1	DIICCSRTE awarded Australian university scholarships to students from eligible countries under the competitive, merit-based Endeavour Awards program. The department also supported negotiations on an effective global solution to climate change through international bilateral, regional and multilateral engagement under the Shaping a Global Solution to Climate Change Fund. Within the DIICCSRTE portfolio, the CSIRO aid program focused on reducing the aflatoxin contamination of African staple foodstuffs to prevent disease and death and to help children develop into healthy adults.
The Treasury	41.0	Treasury supported international financial institutions that work across all areas of development: the Asian Development Bank; the International Bank for Reconstruction and Development; the International Financial Corporation; and the International Monetary Fund. The Australian Securities and Investments Commission and the Australian Prudential Regulation Authority in the Treasury portfolio assisted in training financial regulators and central bank officials in partner countries.
The Department of Foreign Affairs and Trade (DFAT)	18.7	DFAT provided debt relief to Egypt, contributing to the removal of some financial barriers to economic development. It also provided debt relief to Indonesia in return for Indonesian contributions to health projects through the Global Fund to fight AIDS/HIV, Tuberculosis and Malaria. DFAT conducted specialised trade-related capacity-building workshops and technical assistance for officials from developing Association of South East Asian Nations (ASEAN) countries. DFAT provided funding to the United Nations Educational, Scientific and Cultural Organization (UNESCO) and supported its activities on the building of peace, eradication of poverty, sustainable development and intercultural dialogue. It supported the UN Department of Peacekeeping Operations to foster greater security and political stability, which are necessary for re-establishing governance in conflict-affected areas. DFAT also provided funding for the RAMSI Office of the Special Coordinator in Solomon Islands.
The Department of Health and Ageing (DoHA)	16.4	DoHA worked with the Indonesian and Chinese governments to build capacity in their Ministries of Health. Increasing the capacity of public health officials leads to improved public health outcomes.
The Department of Agriculture, Fisheries and Forestry (DAFF)	9.4	DAFF provided funding to the Food and Agriculture Organisation (FAO) and the International Agriculture Cooperative (IAC). The FAO works to improve the quality of and compliance with international food and agriculture standards, and to improve market transparency. Projects under the IAC are aimed at improving food security by providing technical assistance and capacity building. DAFF's Improved Animal Welfare Program provides training to government and abattoir workers in partner countries such as Indonesia, Malaysia, Philippines and Turkey on handling and slaughter of livestock in accordance with international animal welfare standards.
The Department of Defence (Defence)	9.2	Defence provided construction assistance in Afghanistan, supporting capacity building within the Afghan Government; employed Afghan workers to enhance their construction skills; provided local communities with infrastructure to support their development; and increased goodwill with the Afghan people.
Attorney General's Department (AGD)	7.6	AGD supported partner countries to: fight corruption; combat organised crime; and involve civil society in the development of laws with appropriate safeguards. Through programs such as training police and law and justice officials, AGD assisted partner countries in the Pacific to strengthen laws and processes on: transnational crime; people smuggling; people trafficking; terrorism and anti-money laundering; and domestic crime and policing.

⁷ Includes ODA delivered by the former Department of Climate Change and Energy Efficiency (DCCEE)

Agency ⁵	ODA \$m 2012–13 ⁶	Key contributions in 2012–13
		In this portfolio, the Australian Transaction Reports and Analysis Centre's Africa program gave technical assistance to enhance financial intelligence capacity.
The Department of Education, Employment and Workplace Relations (DEEWR)	5.9	DEEWR supported the International Labour Organisation's Decent Work agenda, which focuses on the creation of jobs and skills development. This includes employment and training opportunities for: women; young workers; and workers with a disability, especially in developing countries. DEEWR also managed the Seasonal Worker Program which allowed workers from the Pacific and Timor-Leste to earn Australian wages and remit money to their families and communities.
The Department of Infrastructure and Transport (DIT)	4.5	DIT's Indonesia Transport Safety Assistance Package assisted Indonesia to regulate and promote transport safety in accordance with applicable international standards and contemporary safety management practices. DIT provided: technical assistance; capacity building; and advice on improved governance and on safety management practices and procedures.
The Australian Customs and Border Protection Service (ACBPS)	2.3	ACBPS worked to develop more accountable, open and responsive customs administrations in partner countries. ACBPS also supported social protection and the opening of markets across the Asia-Pacific region. Throughout the region there are substantial barriers to: trade; transit; and traffic, including difficulties with widely divergent customs procedures. Reducing barriers to cross-border trade and improved enterprise opportunities can accelerate growth and reduce poverty.
The Department of Broadband, Communications and the Digital Economy (DBCDE)	1.4	DBCDE provided funding to the International Telecommunication Union (ITU), the UN agency for information and communication technologies. The ITU assists developing countries in the Asia-Pacific region to improve policy and regulation and provides information and telecommunication training. DBCDE supported the development of mobile applications in the areas of e-health and agriculture and improving e-accessibility. Funding was also provided for emergency communications and disaster relief.
The Department of Regional Australia, Local Government, Arts and Sport (DRALGAS)	1.2	DRALGAS provided funding to the World Anti-Doping Agency and the UNESCO Voluntary Fund for the Elimination of Doping in Sport (the Voluntary Fund). The Voluntary Fund assists countries that are parties to the International Convention Against Doping in Sport to implement anti-doping measures. Through the Australian Sports Commission within the DRALGAS portfolio, the Australian Sports Outreach Program in India supported improved access for girls' participation in sport. The program focused on: creating safe spaces; participation; constructive learning; mentorship; and life skills, which support social development and educational outcomes.
The Department of Finance and Deregulation (Finance)	1.1	Finance worked with central agency counterparts in partner countries to develop and improve capacity and technical expertise in budget processes and public financial management systems, such as for procurement and financial reporting. This assistance supports: more efficient management of public resources; efficient and effective service delivery—with long-term flow-on effects such as fiscal stability—and improved public service delivery capacity.
The Department of Sustainability, Environment, Water, Population and Communities (SEWPaC)	1.0	SEWPaC provided Australia's contribution to UNESCO's World Heritage Fund and supported partner countries such as Vanuatu and Tonga with their nominations for additions to the World Heritage List. SEWPaC also supported bio-diversity and conservation activities in the Asia-Pacific region.

3.2: Additional Australian Government agencies delivering aid

Additional Australian Government agencies delivering aid directly and/or in partnership with AusAID in 2012–13 were:

Air Services Australia
Australian Broadcasting Corporation
Australian Bureau of Statistics
Australian Commission for Law Enforcement Integrity
Australian Electoral Commission
Australian Emergency Management Institute
Australian Fisheries Management Authority
Australian Human Rights Commission
Australian Institute of Health and Welfare
Australian Maritime Safety Authority
Australian National Audit Office
Australian Office of Financial Management
Australian Prudential Regulatory Authority
Australian Public Service Commission
Australian Securities and Investments Commission
Australian Taxation Office
Australian Trade Commission
Australian Transaction Reports and Analysis Centre
Australian Transport Safety Bureau
Bureau of Meteorology
Civil Aviation Safety Authority
Commonwealth Ombudsman
Department of Families, Housing, Community Services and Indigenous Affairs
Department of Resources, Energy and Tourism
Department of the Prime Minister and Cabinet
Department of the House of Representatives
Emergency Management Australia
Federal Court of Australia
Fair Work Australia
Family Court of Australia
Geoscience Australia
Great Barrier Reef Marine Park Authority
IP Australia
Office of National Assessments
Productivity Commission
Reserve Bank of Australia