



Australian Government

Department of Foreign Affairs and Trade

ALGERIA



Fact sheets are updated biannually; August and February

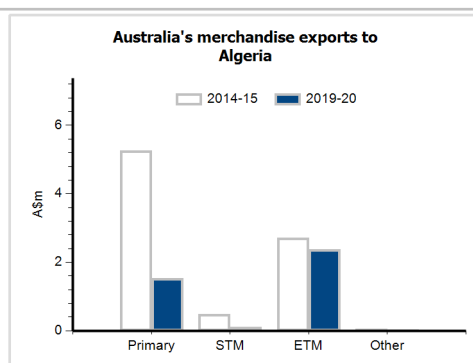
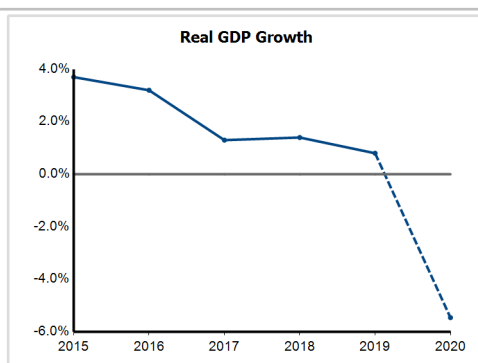
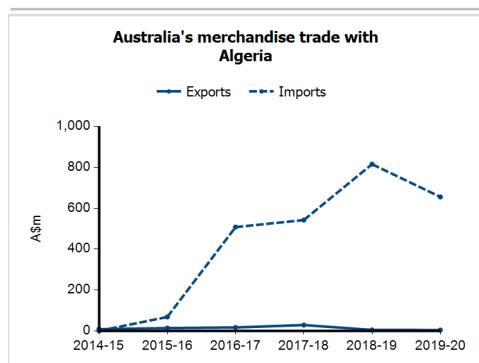
General information

Capital: Algiers
Land area: 2,381,740 sq km
Official language(s): Arabic
Population: 43.4 million (2019)
Currency: Algerian Dinar

Head of State
 President Mr Abdelmadjid Tebboune
Head of Government
 Prime Minister Mr Abdelaziz Djerrad

Economic indicators (a)

	2015	2016	2017	2018	2019	2020
GDP (US\$b) (current prices)	166.0	160.0	167.4	173.8	169.3	147.3
GDP per capita (US\$)	4,153.3	3,918.9	4,012.1	4,080.9	3,898.0	3,331.1
GDP PPP (Int'l \$b)	477.4	471.4	478.1	496.4	509.3	488.3
GDP per capita PPP (Int'l \$)	11,945.0	11,543.3	11,458.8	11,658.7	11,728.7	11,040.6
Real GDP growth (% change yoy)	3.7	3.2	1.3	1.4	0.8	-5.5
Current account balance (US\$b)	-27.3	-26.5	-22.1	-16.7	-17.1	-15.9
Current account balance (% GDP)	-16.4	-16.5	-13.2	-9.6	-10.1	-10.8
Inflation (% change yoy)	4.8	6.4	5.6	4.3	2.0	3.5
Unemployment (% labour force)	11.2	10.5	11.7	11.7	11.4	14.1



Australia's trade and investment relationship with Algeria (b)

Australian merchandise trade with Algeria, 2019-20 (A\$m)

		Total share	Rank	Growth (yoy)
Exports to Algeria	4	0.0%	142nd	-15.5%
Imports from Algeria	655	0.2%	42nd	-19.6%
Total merchandise trade (exports + imports)	660	0.1%	49th	-19.6%

Major Australian exports, 2019-20 (A\$m)

Animal feed	1
Fruit & nuts	1
Printed matter	0
Vehicle parts & accessories	0

Major Australian imports, 2019-20 (A\$m)

Crude petroleum	653
Crude fertilisers	2

Australia's trade in services with Algeria, 2019-20 (A\$m)

		Total share	Rank	Growth (yoy)
Exports of services to Algeria	3	0.0%	139th	0.0%
Imports of services from Algeria	6	0.0%	126th	-25.0%

Australia's investment relationship with Algeria, 2019 (A\$m)

	Total	FDI
Australia's investment in Algeria	np	np
Algeria's investment in Australia	np	np

Algeria's global merchandise trade relationships

Algeria's principal export destinations, 2019

1 Italy	17.9%
2 Spain	15.2%
3 France	9.5%
.. Australia	na

Algeria's principal import sources, 2019

1 China	16.9%
2 France	11.5%
3 South Africa	7.5%
79 Australia	0.0%

Compiled by the Statistics Section, DFAT, using the latest data from the ABS, the IMF and various international sources

(a) Economic indicators data is from the IMF WEO where available, the EIU or other reputable source. Data may include forecasts or projections for recent years. GNI may be shown in lieu of GDP for countries where GDP data is unavailable.
 (b) Merchandise trade data is based on published and unpublished ABS data. May exclude confidential items of trade. Totals may not add up due to rounding. Investment data is stocks as at end December.

All data may be subject to future revisions.

GDP - Gross Domestic Product PPP - Purchasing power parity GNI - Gross National Income na - Data is not available np - Data is not published .. - Data is not meaningful Primary - Primary goods STM - Simply transformed manufactures ETM - Elaborately transformed manufactures Other - Other goods including non-monetary gold f.c.f. - Fresh, chilled or frozen nes - Not elsewhere specified