



Australian Government

Department of Foreign Affairs and Trade

# ALBANIA



## General information

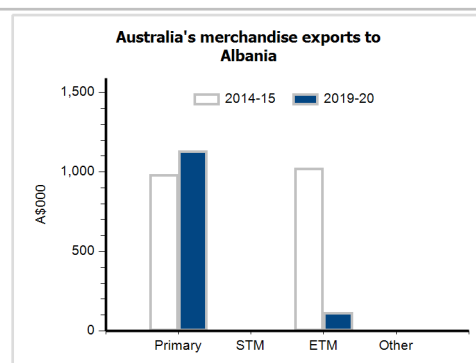
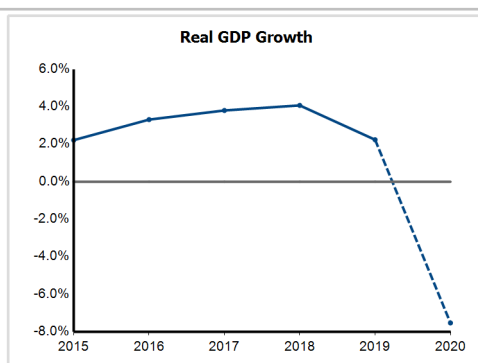
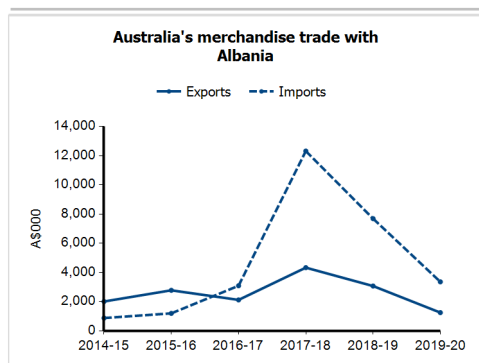
Fact sheets are updated biannually; August and February

**Capital:** Tirana  
**Land area:** 27,400 sq km  
**Official language(s):** Albanian  
**Population:** 2.9 million (2019)  
**Currency:** Lek

**Head of State**  
 President HE Mr Ilir Meta  
**Head of Government**  
 Prime Minister HE Mr Edi Rama

## Economic indicators (a)

	2015	2016	2017	2018	2019	2020
<b>GDP (US\$b) (current prices)</b>	11.4	11.9	13.1	15.2	15.3	14.0
<b>GDP per capita (US\$)</b>	3,953.6	4,124.4	4,542.8	5,284.4	5,323.2	4,898.3
<b>GDP PPP (Int'l \$b)</b>	33.6	34.7	37.6	40.1	41.7	39.1
<b>GDP per capita PPP (Int'l \$)</b>	11,662.0	12,077.6	13,088.3	13,982.7	14,534.1	13,651.3
<b>Real GDP growth (% change yoy)</b>	2.2	3.3	3.8	4.1	2.2	-7.5
<b>Current account balance (US\$b)</b>	-1.0	-0.9	-1.0	-1.0	-1.2	-1.6
<b>Current account balance (% GDP)</b>	-8.6	-7.6	-7.5	-6.8	-7.6	-11.7
<b>Inflation (% change yoy)</b>	1.9	1.3	2.0	2.0	1.4	1.4
<b>Unemployment (% labour force)</b>	17.1	15.2	13.7	12.3	11.5	11.8



## Australia's trade and investment relationship with Albania (b)

### Australian merchandise trade with Albania, 2019-20 (A\$000)

Exports to Albania	1,254
Imports from Albania	3,362
Total merchandise trade (exports + imports)	4,616

Total share	Rank	Growth (yoy)
0.0%	168th	-59.2%
0.0%	131st	-56.3%
0.0%	159th	-57.1%

### Major Australian exports, 2019-20 (A\$000)

Margarine	579
Hides & skins, raw (excl furskins)	557
Hand or machine tools	30
Motorcycles & cycles	17

### Major Australian imports, 2019-20 (A\$000)

Pig-iron	780
Footwear	693
Crude vegetable matter, nes	417
Furniture, mattresses & cushions	259

### Australia's trade in services with Albania, 2019-20 (A\$m)

Exports of services to Albania	4
Imports of services from Albania	5

Total share	Rank	Growth (yoy)
0.0%	132nd	0.0%
0.0%	136th	25.0%

### Australia's investment relationship with Albania, 2019 (A\$m)

Australia's investment in Albania	np
Albania's investment in Australia	np

Total	FDI
np	0
np	0

## Albania's global merchandise trade relationships

### Albania's principal export destinations, 2019

1 Italy	47.9%
2 Kosovo	10.0%
3 Spain	8.0%
45 Australia	0.0%

### Albania's principal import sources, 2019

1 Italy	25.3%
2 Turkey	9.5%
3 China	9.2%
76 Australia	0.0%

Compiled by the Statistics Section, DFAT, using the latest data from the ABS, the IMF and various international sources

(a) Economic indicators data is from the IMF WEO where available, the EIU or other reputable source. Data may include forecasts or projections for recent years. GNI may be shown in lieu of GDP for countries where GDP data is unavailable.  
 (b) Merchandise trade data is based on published and unpublished ABS data. May exclude confidential items of trade. Totals may not add up due to rounding. Investment data is stocks as at end December.

All data may be subject to future revisions.

GDP - Gross Domestic Product PPP - Purchasing power parity GNI - Gross National Income na - Data is not available np - Data is not published .. - Data is not meaningful Primary - Primary goods STM - Simply transformed manufactures ETM - Elaborately transformed manufactures Other - Other goods including non-monetary gold f.c.f. - Fresh, chilled or frozen nes - Not elsewhere specified