

PERFORMS

PROJECT ELECTRONIC RECORDING OF FINANCIAL AND OPERATIONAL REPORTS MANAGEMENT SYSTEM

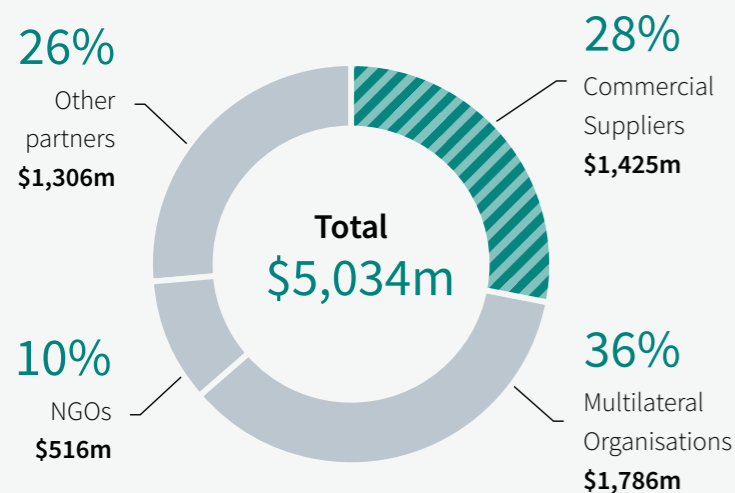
2024–25 PERFORMS Summary

PERFORMS captures financial and operational data for the majority of Australia's Official Development Assistance (ODA) agreements over \$3 million that are implemented by commercial suppliers. It allows DFAT to meet its reporting requirements, including under the [Performance of Australian Development Cooperation report](#) through Tier 2 and Tier 3 indicators. For more information on Australia's development investments, please see the [AusDevPortal](#).

The value of Australia's ODA implemented by Commercial Suppliers in the 2024–25 financial year was \$1.4 billion, or 28 per cent of total ODA.

PERFORMS 2024–25 data was collected across 128 development investments being implemented by 23 commercial suppliers in 18 countries.

2024–25 Australian Official Development Assistance by Partner Type



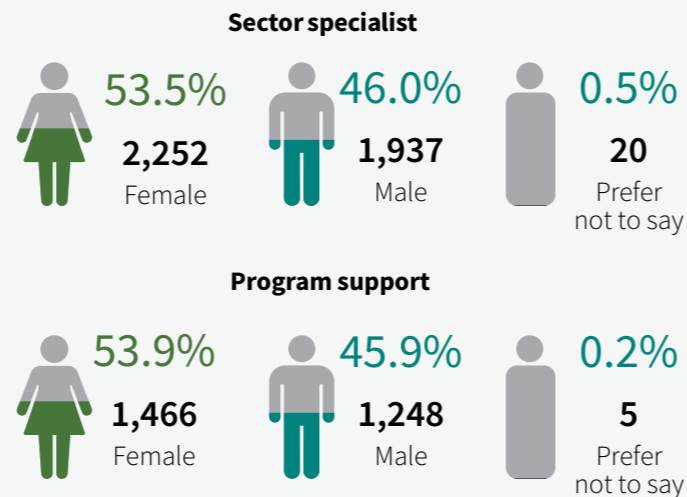
Source: 2024-25 Statistical Summary, Australia's Official Development Assistance

Personnel engaged (all nationalities) in the delivery of programs

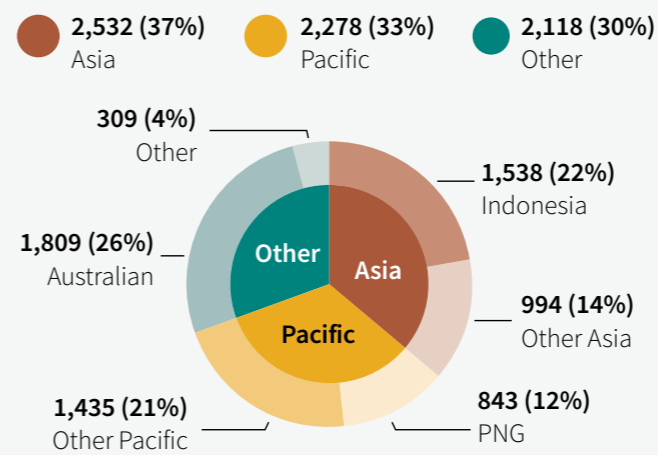
6,091 personnel were engaged for 6,928 positions

\$434.2m paid to personnel during 2024–25

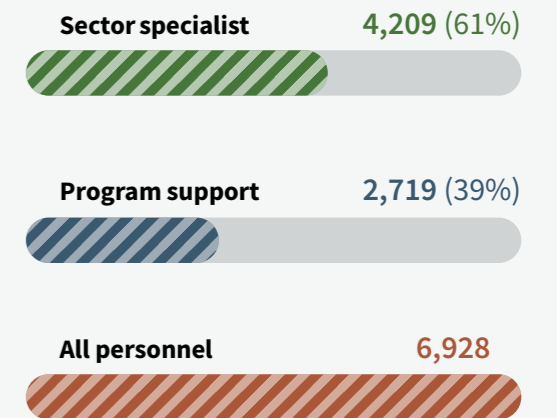
Commercial Supplier Personnel Positions by Gender



Commercial Supplier Personnel Positions by Nationality



Commercial Supplier Personnel Position Type

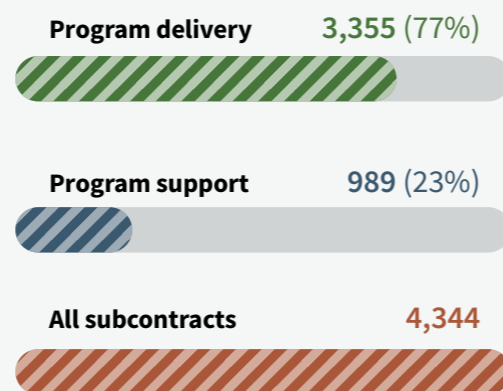


Subcontracts entered into by commercial suppliers

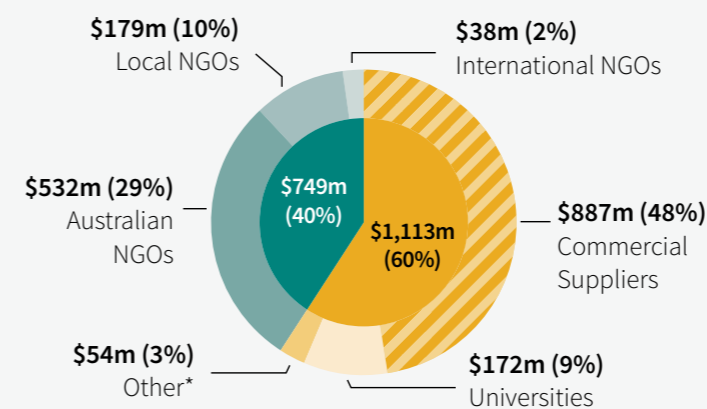
4,344 subcontracts were entered into worth \$1.9 billion

\$622m paid to subcontractors during 2024–25

Subcontracts (all countries) for program delivery



Value of Subcontracts by Organisation Type



Other organisations include Australian Government, Developing Country Governments, and Multilateral Organisations.

Local personnel and local subcontractors/grantees

4,257

local personnel and 186 individual local subcontractors were engaged in 2024-25, and \$180.3 million was paid to local personnel and individual subcontractors during 2024–25.

2,977

subcontracts/grants with local suppliers worth \$690.3 million* were entered into, and \$293.9 million was paid to these local suppliers in 2024–25.

* Subcontracts typically are multi-year contracts, and some last for the duration of the investment.