

PERFORMS

PROJECT ELECTRONIC RECORDING OF FINANCIAL AND OPERATIONAL REPORTS MANAGEMENT SYSTEM

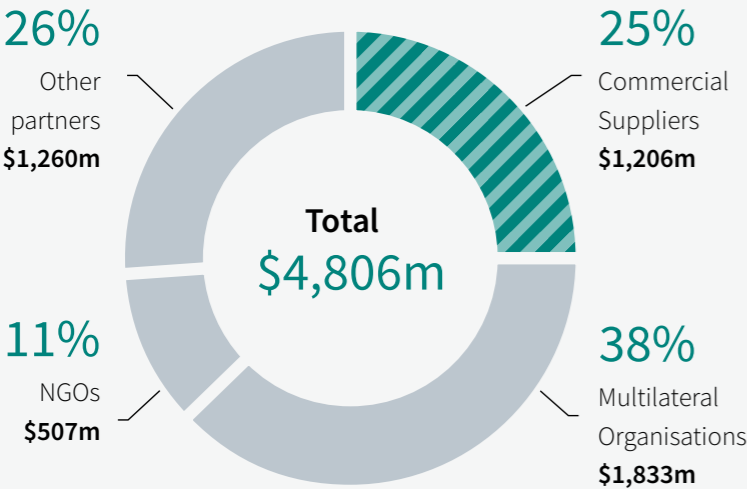
Introduction

**PERFORMS** captures common financial and operations data from commercial suppliers on **all commercial agreements over \$3 million**. It allows DFAT to meet its reporting requirements, including under the *Performance of Australian Development Cooperation* report through Tier 2 and Tier 3 indicators. (<https://www.dfat.gov.au/publications/development/performance-of-australian-development-cooperation-report-2023-2024>). For more information on Australia's development investments, please see the *AusDevPortal* (<https://adp.dfat.gov.au/>)

The value of Australia’s Official Development Assistance (ODA) implemented by **Commercial Suppliers in the 2023-24 financial year was \$1.2 billion, or 25 per cent of total ODA.**

PERFORMS 2023-24 data was collected across **117 development investments** being implemented by **23 commercial suppliers** in **19 countries**.

2023-24 Australian Official Development Assistance by Partner Type



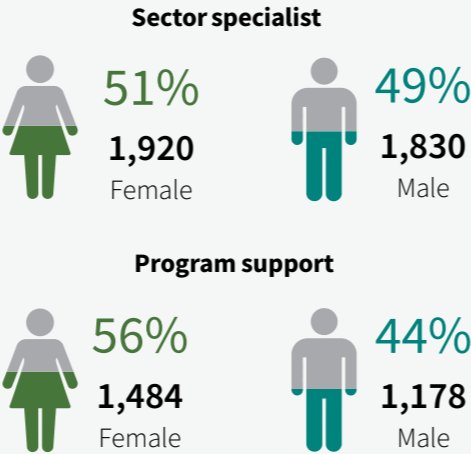
Source: 2023-24 Statistical Summary, Australia's Official Development Assistance

Personnel engaged (all nationalities) in the delivery of programs

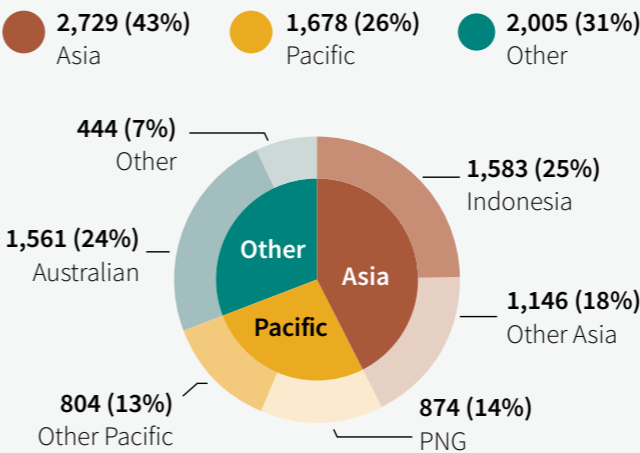
5,730 personnel were engaged for 6,412 positions

\$416.5m paid to personnel during 2023–24

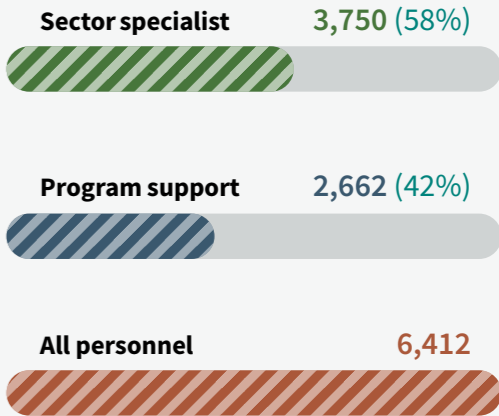
Commercial Supplier Personnel Positions by Gender



Commercial Supplier Personnel Positions by Nationality



Commercial Supplier Personnel Position Type



Subcontracts entered into by commercial suppliers

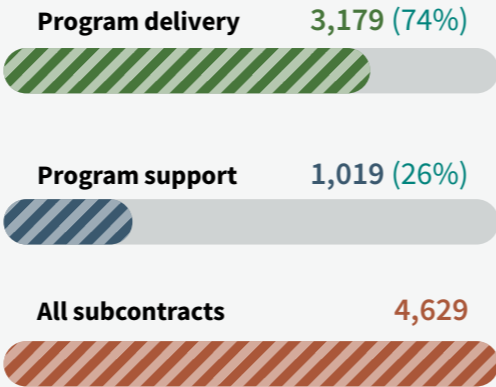
4,629

subcontracts were entered into worth \$1.8 billion

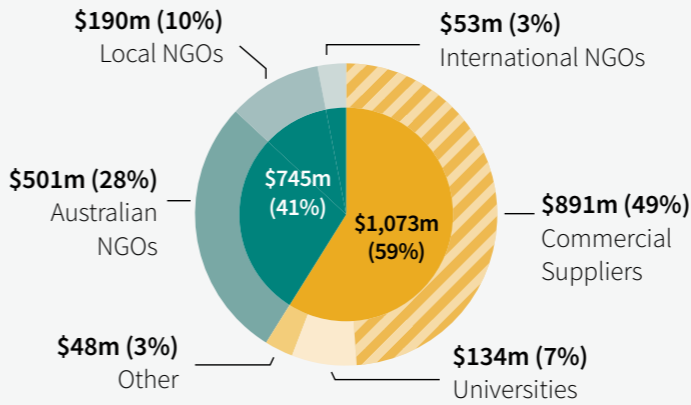
\$585m

paid to subcontractors during 2023-24

Subcontracts (all countries) for program delivery



Value of Subcontracts by Organisation Type



\*Other organisations\* include Australian Government, Developing Country Governments, and Multilateral Organisations.

Local personnel and local subcontractors/grantees

4,102

local personnel and **161 individual local subcontractors** were engaged in 2023–24, and **\$166.4 million** was paid to local personnel and individual subcontractors during 2023–24

2,987

subcontracts/grants with local suppliers worth **\$671 million\*** were entered into, and **\$295.9 million** was paid to these local suppliers in 2023–24.

\* Subcontracts typically are multi-year contracts, and some last for the duration of the investment.