



# VIETNAM

Fact Sheet

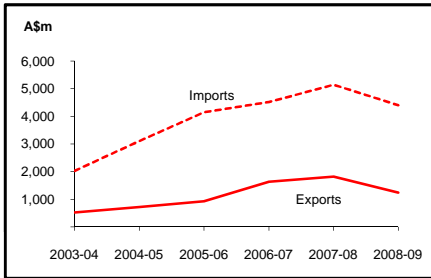
## General information:

Fact sheets are updated biannually; June and December

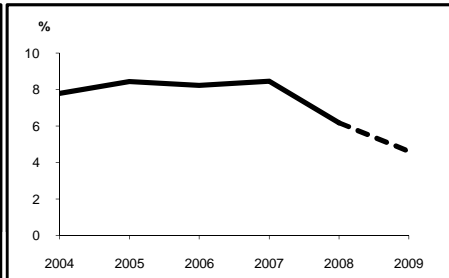
|                           |                                  |   |  |
|---------------------------|----------------------------------|---|--|
| <b>Capital:</b>           | Hanoi                            | <b>Head of State:</b>                       |  |
| <b>Surface area:</b>      | 332 thousand sq km               | <b>President HE Nguyen Minh Triet</b>       |  |
| <b>Official language:</b> | Vietnamese                       | <b>Head of Government:</b>                  |  |
| <b>Population:</b>        | 87.2 million (2009)              | <b>Prime Minister HE Mr Nguyen Tan Dung</b> |  |
| <b>Exchange rate:</b>     | A\$1 = 13,598.18 Dong (Jun 2009) |   |  |

| <i>Recent economic indicators:</i>           | 2004   | 2005  | 2006  | 2007   | 2008(a) | 2009(b) |
|--|--------|-------|-------|--------|---------|---------|
| <b>GDP (US\$bn) (current prices):</b>        | 45.5   | 52.9  | 60.9  | 71.1   | 89.8    | 91.8    |
| <b>GDP PPP (US\$bn) (c):</b>                 | 159.9  | 178.1 | 199.0 | 222.0  | 240.8   | 255.8   |
| <b>GDP per capita (US\$):</b>                | 554    | 637   | 724   | 835    | 1,042   | 1,052   |
| <b>GDP per capita PPP (US\$) (c):</b>        | 1,949  | 2,143 | 2,365 | 2,607  | 2,794   | 2,933   |
| <b>Real GDP growth (% change yoy):</b>       | 7.8    | 8.4   | 8.2   | 8.5    | 6.2     | 4.6     |
| <b>Current account balance (US\$m):</b>      | -1,591 | -560  | -164  | -6,992 | -10,706 | -8,868  |
| <b>Current account balance (% GDP):</b>      | -3.5   | -1.1  | -0.3  | -9.8   | -11.9   | -9.7    |
| <b>Goods &amp; services exports (% GDP):</b> | 66.8   | 69.2  | 73.7  | 76.8   | 77.7    | 67.2    |
| <b>Inflation (% change yoy):</b>             | 7.9    | 8.4   | 7.5   | 8.3    | 23.1    | 7.0     |

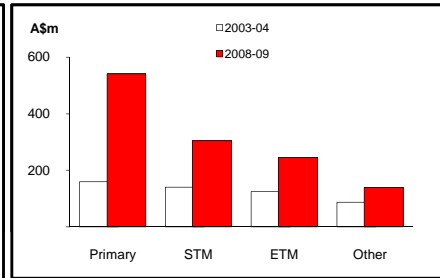
Australia's merchandise trade with Vietnam



Real GDP growth



Australia's merchandise exports to Vietnam



## Australia's trade and investment relationship with Vietnam (d):

|  |       |                     |              |                      |
|--|-------|---------------------|--------------|----------------------|
| <b>Australian merchandise trade with Vietnam, 2008-09:</b> |       | <b>Total share:</b> | <b>Rank:</b> | <b>Growth (yoy):</b> |
| Exports to Vietnam (A\$m):                                 | 1,231 | 0.5%                | 26th         | -32.2%               |
| Imports from Vietnam (A\$m):                               | 4,394 | 2.0%                | 14th         | -14.4%               |
| Total trade (exports + imports) (A\$m):                    | 5,624 | 1.2%                | 16th         | -19.0%               |

### Major Australian exports, 2008-09 (A\$m):

|                     |     |
|---------------------|-----|
| Wheat               | 232 |
| Copper              | 147 |
| Aluminium           | 98  |
| Cereal preparations | 74  |

### Major Australian imports, 2008-09 (A\$m):

|                                  |       |
|----------------------------------|-------|
| Crude petroleum                  | 3,341 |
| Furniture, mattresses & cushions | 111   |
| Gold                             | 100   |
| Fruit & nuts                     | 81    |

### Australia's trade in services with Vietnam, 2008-09:

|  |     |                     |      |
|--|-----|---------------------|------|
| Exports of services to Vietnam (A\$m):   | 736 | <b>Total share:</b> | 1.4% |
| Imports of services from Vietnam (A\$m): | 639 |                     | 1.1% |

### Major Australian service exports, 2008-09 (A\$m):

|                                |     |
|--------------------------------|-----|
| Education-related travel       | 591 |
| Personal travel excl education | 55  |

### Major Australian service imports, 2008-09 (A\$m):

|                                |     |
|--------------------------------|-----|
| Personal travel excl education | 472 |
| Transportation                 | 66  |

### Australia's investment relationship with Vietnam, 2008 (e):

|   |               |     |             |     |
|---|---------------|-----|-------------|-----|
| Australia's investment in Vietnam (A\$m): | <b>Total:</b> | 520 | <b>FDI:</b> | 275 |
| Vietnam's investment in Australia (A\$m): |               | 156 |             | np  |

## Vietnam's global merchandise trade relationships:

### Vietnam's principal export destinations, 2008:

|   |               |       |
|---|---------------|-------|
| 1 | United States | 18.9% |
| 2 | Japan         | 13.6% |
| 3 | China         | 7.2%  |
| 4 | Australia     | 6.7%  |

### Vietnam's principal import sources, 2008:

|    |           |       |
|----|-----------|-------|
| 1  | China     | 19.4% |
| 2  | Singapore | 11.6% |
| 3  | Taiwan    | 10.4% |
| 13 | Australia | 1.7%  |

Compiled by the Market Information and Research Section, DFAT, using the latest data from the ABS, the IMF and various international sources.

(a) All recent data subject to revision; (b) IMF forecast; (c) PPP is purchasing power parity; (d) Total may not add due to rounding; (e) Stock, as at 31 December. Released annually by the ABS. np Data not published.