



THE BOLIVARIAN REPUBLIC OF VENEZUELA

Fact Sheet

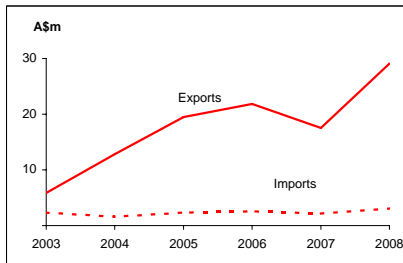
General information:

Fact sheets are updated biannually; May and September

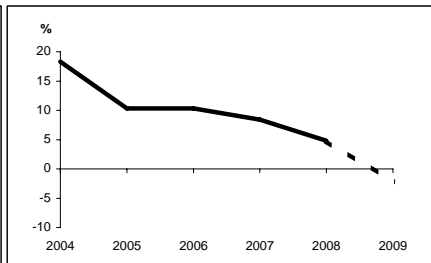
Capital:	Caracas	Head of State and Head of Government:	
Surface area:	912 thousand sq km	President HE Mr Hugo Rafael CHÁVEZ Frías	
Official language:	Spanish		
Population:	28.1 million (2008)		
Exchange rate:	A\$1 = 1.7616 Bolívares (Sep 2008)		

Recent economic indicators:	2004	2005	2006	2007	2008(a)	2009(b)
GDP (US\$bn) (current prices):	112.8	144.1	184.3	227.8	319.4	294.3
GDP PPP (US\$bn) (c):	231.2	264.1	300.8	334.9	358.6	354.0
GDP per capita (US\$):	4,354	5,453	6,834	8,282	11,388	10,286
GDP per capita PPP (US\$) (c):	8,925	9,992	11,157	12,176	12,785	12,373
Real GDP growth (% change yoy):	18.3	10.3	10.3	8.4	4.8	-2.2
Current account balance (US\$m):	15,519	25,534	27,167	20,001	39,202	-1,173
Current account balance (% GDP):	13.8	17.7	14.7	8.8	12.3	-0.4
Goods & services exports (% GDP):	36.2	39.5	36.2	31.1	29.9	na
Inflation (% change yoy):	21.7	16.0	13.7	18.7	30.4	36.5

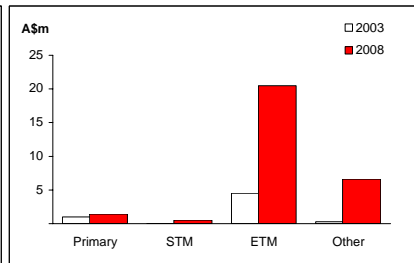
Australia's merchandise trade with Venezuela ^(d):



Real GDP growth



Australia's merchandise exports to Venezuela



Australia's trade relationship with Venezuela (d):

Australian merchandise trade with Venezuela, 2008:

Exports to Venezuela (A\$m):	29
Imports from Venezuela (A\$m):	3
Total trade (exports + imports) (A\$m):	32

Total share:	Rank:	Growth (yoy):
0.0%	85th	65.9%
0.0%	119th	42.9%
0.0%	103rd	63.3%

Major Australian exports, 2008* (A\$m):

Medicaments (incl veterinary)	5
Vehicle parts & accessories	3
Non-electrical machinery & parts	2
Prams, toys, games & sporting goods	1

* Includes A\$6.5m of confidential items, 22% of total exports.

Major Australian imports, 2008 (A\$m):

Cutlery	2
---------	---

Australia's trade in services with Venezuela, 2008:

		Total share:
Exports of services to Venezuela (A\$m):	na	na
Imports of services from Venezuela (A\$m):	na	na

Venezuela's global merchandise trade relationships.

Venezuela's principal export destinations, 2007:

1	United States	42.7%
2	Netherlands Antilles	8.0%
3	China	3.1%
67	Australia	0.0%

Venezuela's principal import sources, 2007:

1	United States	26.6%
2	Colombia	13.5%
3	Brazil	9.5%
55	Australia	0.0%

Compiled by the Market Information and Research Section, DFAT, using the latest data from the ABS, the IMF and various international sources.

(a) All recent data subject to revision; (b) IMF forecast; (c) PPP is purchasing power parity; (d) Total may not add due to rounding.

na Data not available.