



VANUATU

Fact Sheet

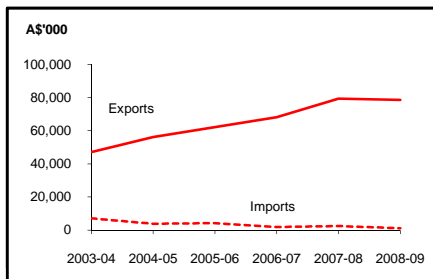
General information:

Fact sheets are updated biannually; June and December

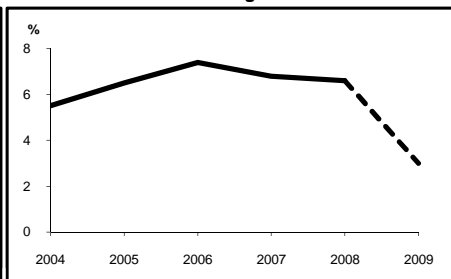
Capital:	Vila	Head of State:	
Surface area:	12.2 thousand sq km	President HE Mr Iolu Johnson Abbil	
Official languages:	Bislama, English, French		
Population:	241,000 (2009)	Head of Government:	
Exchange rate:	A\$1 = 84.8919 Vatu (Aug 2009)	Prime Minister The Hon Edward Nipake Natapei	

Recent economic indicators:	2004	2005	2006	2007	2008(a)	2009(b)
GDP (US\$m) (current prices):	329	370	416	507	573	554
GDP PPP (US\$m) (c):	680	752	834	917	998	1,044
GDP per capita (US\$):	1,555	1,701	1,865	2,218	2,442	2,301
GDP per capita PPP (US\$) (c):	3,210	3,462	3,741	4,006	4,251	4,334
Real GDP growth (% change yoy):	5.5	6.5	7.4	6.8	6.6	3.0
Current account balance (US\$m):	-16	-27	-17	-30	-36	-29
Current account balance (% GDP):	-5.0	-7.4	-4.1	-5.9	-6.2	-5.3
Goods & services exports (% GDP):	48.8	47.8	44.1	43.3	44.6	na
Inflation (% change yoy):	1.4	1.2	2.0	3.9	4.8	4.3

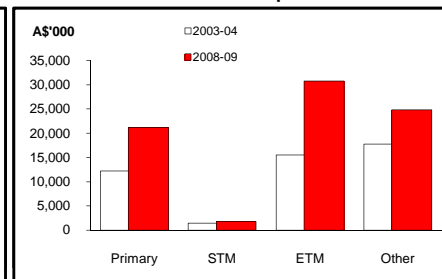
Australia's merchandise trade with Vanuatu



Real GDP growth



Australia's merchandise exports to Vanuatu



Australia's trade and investment relationship with Vanuatu (d):

Australian merchandise trade with Vanuatu, 2008-09:		Total share:	Rank:	Growth (yoy):
Exports to Vanuatu (A\$'000):	78,547	0.0%	63rd	-0.9%
Imports from Vanuatu (A\$'000):	1,111	0.0%	142nd	-52.9%
Total trade (exports + imports) (A\$'000):	79,658	0.0%	78th	-2.4%

Major Australian exports, 2008-09* (A\$'000):

Liquefied propane & butane	3,450
Alcoholic beverages	3,163
Prams, toys, games & sporting goods	3,012
Tobacco, manufactured	2,817

Major Australian imports, 2008-09 (A\$'000):

Hides & skins, raw (excl furskins)	234
Fish	200
Rotating electric plant & parts	162
Beef	160

*Includes A\$25m of confidential items and special transactions, 32% of total exports.

Australia's trade in services with Vanuatu, 2008-09:

		Total share:
Exports of services to Vanuatu (A\$m):	na	na
Imports of services from Vanuatu (A\$m):	na	na

Australia's investment relationship with Vanuatu, 2008 (e):

	Total:	FDI:
Australia's investment in Vanuatu (A\$m):	108	103
Vanuatu's investment in Australia (A\$m):	61	np

Vanuatu's global merchandise trade relationships:

Vanuatu's principal export destinations, 2007:

1	Thailand	58.3%
2	India	18.5%
3	Japan	11.3%
11	Australia	0.6%

Vanuatu's principal import sources, 2007:

1	Australia	20.7%
2	Singapore	11.8%
3	New Zealand	11.2%

Compiled by the Market Information and Research Section, DFAT, using the latest data from the ABS, the IMF and various international sources.

(a) All recent data subject to revision; (b) IMF/EIU forecast; (c) PPP is purchasing power parity; (d) Total may not add due to rounding; (e) Stock, as at 31 December. Released annually by the ABS. na Data not available. np Data not published.