

UNITED KINGDOM

Fact Sheet

General information:

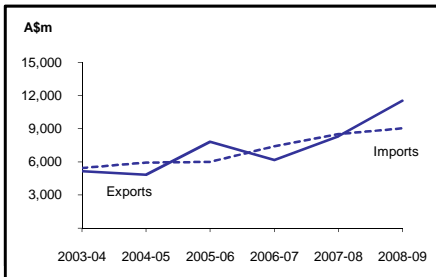
Fact sheets are updated biannually; June and December

Capital:	London
Surface area:	243 thousand sq km
Official language:	English
Population:	61.5 million (2009)
Exchange rate:	A\$1 = 0.5548 Pounds (Nov 2009)

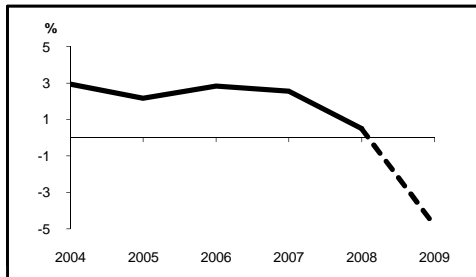
Head of State:	HM Queen Elizabeth II
Head of Government:	Prime Minister The Rt Hon Gordon Brown

<i>Recent economic indicators:</i>	2004	2005	2006	2007	2008(a)	2009(b)
GDP (US\$bn) (current prices):	2,203.6	2,282.9	2,443.0	2,800.1	2,680.0	2,198.2
GDP PPP (US\$bn) (c):	1,835.4	1,932.7	2,052.5	2,165.3	2,228.0	2,163.5
GDP per capita (US\$):	36,821	37,898	40,321	45,922	43,734	35,728
GDP per capita PPP (US\$) (c):	30,668	32,084	33,878	35,512	36,358	35,165
Real GDP growth (% change yoy):	3.0	2.2	2.9	2.6	0.5	-4.8
Current account balance (US\$m):	-45,643	-59,784	-80,785	-75,483	-46,457	-44,735
Current account balance (% GDP):	-2.1	-2.6	-3.3	-2.7	-1.7	-2.0
Goods & services exports (% GDP):	24.8	25.9	28.0	26.0	28.1	26.9
Inflation (% change yoy):	1.3	2.0	2.3	2.3	3.6	1.9

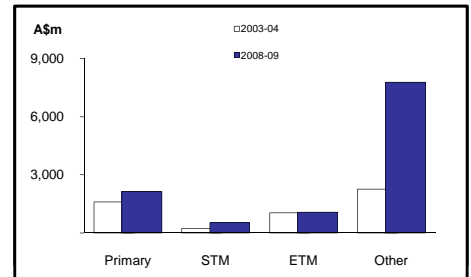
Australia's merchandise trade with the United Kingdom



Real GDP growth



Australia's merchandise exports to the United Kingdom



Australia's trade and investment relationship with the United Kingdom (d):

Australian merchandise trade with the United Kingdom, 2008-09:

Exports to the United Kingdom (A\$m):	11,508
Imports from the United Kingdom (A\$m):	9,024
Total trade (exports + imports) (A\$m):	20,532

<u>Total share:</u>	<u>Rank:</u>	<u>Growth (yoy):</u>
5.0%	6th	38.5%
4.1%	7th	6.2%
4.6%	5th	22.2%

Major Australian exports, 2008-09 (A\$m):

Gold	7,017
Coal	1,032
Alcoholic beverages	737
Lead	432

Major Australian imports, 2008-09 (A\$m):

Gold	2,672
Medicaments (incl veterinary)	879
Passenger motor vehicles	342
Printed matter	330

Australia's trade in services with the United Kingdom, 2008-09:

Exports of services to the United Kingdom (A\$m):	4,418
Imports of services from the United Kingdom (A\$m):	5,092

Total share:

8.3%
9.0%

Major Australian service exports, 2008-09 (A\$m):

Personal travel excl education	2,220
Business & professional	752

Major Australian service imports, 2008-09 (A\$m):

Personal travel excl education	1,907
Business & professional	1,225

Australia's investment relationship with the United Kingdom 2008 (e):

	<u>Total:</u>	<u>FDI:</u>
Australia's investment in the United Kingdom (A\$m):	158,079	23,002
United Kingdom's investment in Australia (A\$m):	427,070	60,373

United Kingdom's global merchandise trade relationships:

United Kingdom's principal export destinations, 2008:

1	United States	14.1%
2	Germany	11.5%
3	Netherlands	7.7%
18	Australia	1.2%

United Kingdom's principal import sources, 2008:

1	Germany	13.0%
2	United States	8.7%
3	China	7.9%
30	Australia	0.6%

Compiled by the Market Information and Research Section, DFAT, using the latest data from the ABS, the IMF and various international sources.

(a) All recent data subject to revision; (b) IMF/EIU forecast; (c) PPP is purchasing power parity; (d) Total may not add due to rounding; (e) Stock, as at 31 December. Released annually by the ABS.