



TRINIDAD AND TOBAGO

Fact Sheet

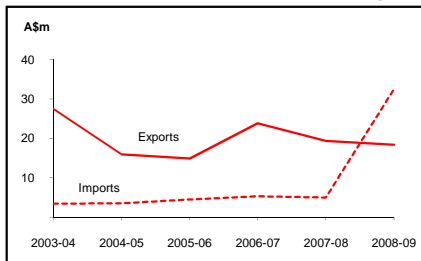
General information:

Fact sheets are updated biannually; June and December

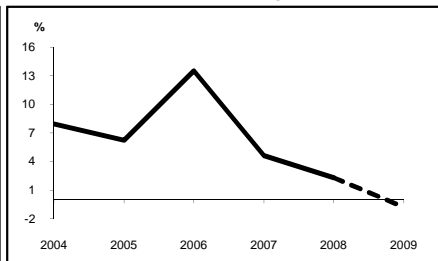
Capital:	Port-of-Spain	Head of State:	
Surface area:	5 thousand sq km	President	HE Professor George Maxwell Richards
Official language:	English	Head of Government:	
Population:	1.3 million (2009)	Prime Minister	The Hon Mr Patrick Manning
Exchange rate:	A\$1 = TT\$5.2687 (Aug 2009)		

Recent economic indicators:	2004	2005	2006	2007	2008(a)	2009(b)
GDP (US\$bn) (current prices):	13.3	16.0	18.4	21.0	25.9	23.0
GDP PPP (US\$bn) (c):	20.0	20.1	23.6	25.4	26.5	26.7
GDP per capita (US\$):	10,290	12,342	14,177	16,133	19,870	17,586
GDP per capita PPP (US\$) (c):	15,484	15,548	18,180	19,516	20,338	20,437
Real GDP growth (% change yoy):	8.0	6.2	13.5	4.6	2.3	-0.8
Current account balance (US\$m):	1,664	3,602	7,285	5,388	6,600	2,576
Current account balance (% GDP):	12.5	22.5	39.6	25.7	25.5	11.2
Goods & services exports (% GDP):	54.6	66.1	81.7	68.2	na	na
Inflation (% change yoy):	3.7	6.9	8.3	7.9	12.1	7.2

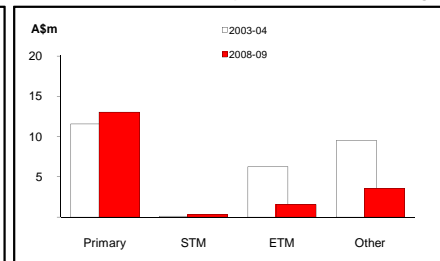
Australia's merchandise trade with Trinidad and Tobago



Real GDP growth



Australia's merchandise exports to Trinidad and Tobago



Australia's trade and investment relationship with Trinidad and Tobago (d):

Australian merchandise trade with Trinidad and Tobago, 2008-09:		Total share:	Rank:	Growth (yoy):
Exports to Trinidad and Tobago (A\$m):	18	0.0%	100th	-5.4%
Imports from Trinidad and Tobago (A\$m):	32	0.0%	71st	563.9%
Total trade (exports + imports) (A\$m):	51	0.0%	89th	109.3%

Major Australian exports, 2008-09* (A\$m):

Meat (excl beef)	7
Cheese & curd	5
Alcoholic beverages	1
Beef	1

*Includes A\$3.5m of confidential items, 19% of total exports.

Major Australian imports, 2008-09 (A\$m):

Inorganic chemical elements	27
Essential oils & perfumes	5

Australia's trade in services with Trinidad and Tobago, 2008-09:

		Total share:
Exports of services to Trinidad and Tobago (A\$m):	na	na
Imports of services from Trinidad and Tobago (A\$m):	na	na

Australia's investment relationship with Trinidad and Tobago, 2008 (e):

	Total:	FDI:
Australia's investment in Trinidad and Tobago (A\$m):	np	np
Trinidad and Tobago's investment in Australia (A\$m):	np	na

Trinidad and Tobago's global merchandise trade relationships:

Trinidad and Tobago's principal export destinations, 2008:

1	United States	46.0%
2	Jamaica	6.7%
3	Spain	6.2%
44	Australia	0.1%

Trinidad and Tobago's principal import sources, 2008:

1	United States	24.0%
2	Brazil	11.8%
3	Colombia	7.9%
43	Australia	0.2%

Compiled by the Market Information and Research Section, DFAT, using the latest data from the ABS, the IMF and various international sources.

(a) All recent data subject to revision; (b) IMF forecast; (c) PPP is purchasing power parity; (d) Total may not add due to rounding;

(e) Stock, as at 31 December. Released annually by the ABS. na Data not available. np Data not published.