

# TAIWAN

Fact Sheet

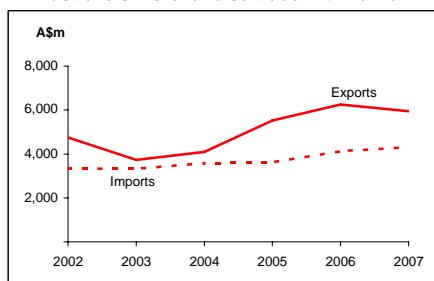
## General information:

Fact sheets are updated biannually; May and September

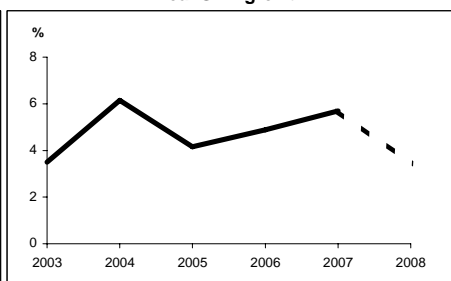
<b>Capital:</b>	Taipei	<b>President*:</b>	
<b>Surface area:</b>	36 thousand sq km	<b>Ma Ying-jeou</b>	
<b>Official language:</b>	Mandarin	<b>Premier*:</b>	
<b>Population:</b>	23.1 million (2007)	<b>Liu Chao-shiuan</b>	
<b>Exchange rate:</b>	A\$1 = NT\$28.8658 (Feb 2008)		

<i>Recent economic indicators:</i>	2003	2004	2005	2006	2007(a)	2008(b)
<b>GDP (US\$bn) (current prices):</b>	305.4	331.1	356.2	365.5	383.3	409.0
<b>GDP PPP (US\$bn) (c):</b>	506.2	551.0	592.2	640.8	695.4	733.7
<b>GDP per capita (US\$):</b>	13,512	14,594	15,644	15,978	16,606	17,561
<b>GDP per capita PPP (US\$) (c):</b>	22,393	24,284	26,009	28,011	30,126	31,501
<b>Real GDP growth (% change YOY):</b>	3.5	6.2	4.2	4.9	5.7	3.4
<b>Current account balance (US\$m):</b>	29,234	18,478	16,019	24,661	31,701	31,951
<b>Current account balance (% GDP):</b>	9.6	5.6	4.5	6.7	8.3	7.8
<b>Goods &amp; services exports (% GDP):</b>	56.9	62.9	63.0	69.2	72.3	75.2
<b>Inflation (% change YOY):</b>	-0.3	1.6	2.3	0.6	1.8	1.5

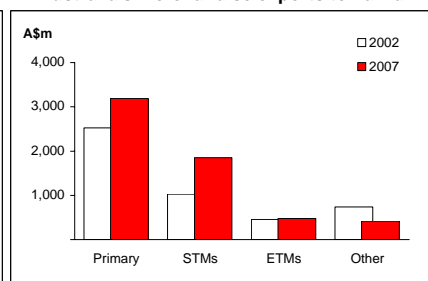
Australia's merchandise trade with Taiwan



Real GDP growth



Australia's merchandise exports to Taiwan



## Australia's trade relationship with Taiwan (d):

### Australian merchandise trade with Taiwan, 2007:

Exports to Taiwan (A\$m):	5,940	<b>Total share:</b>	3.5%	<b>Rank:</b>	8th	<b>Growth (yoy):</b>	-5.1%
Imports from Taiwan (A\$m):	4,318		2.3%		15th		4.9%
Total trade (exports + imports) (A\$m):	10,258		2.9%		12th		-1.1%

### Major Australian exports, 2007 (A\$m):

Coal	1,610
Copper	870
Iron ore	633
Aluminium	582

### Major Australian imports, 2007 (A\$m):

Refined petroleum	550
Computers	332
Telecommunications equipment	212
Integrated circuits	137

### Australia's trade in services with Taiwan, 2007:

Exports of services to Taiwan (A\$m):	515	<b>Total share:</b>	1.1%
Imports of services from Taiwan (A\$m):	226		0.5%

### Major Australian service exports, 2007 (A\$m):

Education-related travel	233
Personal travel excl education	193

### Major Australian service imports, 2007 (A\$m):

Transportation services	117
Personal travel excl education	71

## Taiwan's global merchandise trade relationships:

### Taiwan's principal export destinations, 2007:

1	China	24.9%
2	Hong Kong, SAR	14.6%
3	United States	13.2%
14	Australia	1.4%

### Taiwan's principal import sources, 2007:

1	Japan	21.0%
2	China	12.7%
3	United States	12.1%
8	Australia	2.8%

Compiled by the Market Information and Analysis Section, DFAT, using the latest data from the ABS, the IMF and various international sources.

(a) All recent data subject to revision; (b) IMF/EIU forecast; (c) PPP is purchasing power parity; (d) Total may not add due to rounding.

\* The Australian Government recognises the People's Republic of China as the sole legal government of China. It has no official dealings with Taiwan.