

# SWEDEN

Fact Sheet

## General information:

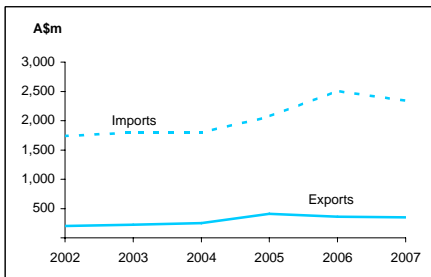
Fact sheets are updated biannually; May and September

<b>Capital:</b>	Stockholm
<b>Surface area:</b>	450 thousand sq km
<b>Official language:</b>	Swedish
<b>Population:</b>	9.2 million (2007)
<b>Exchange rate:</b>	A\$1 = 5.7983 Kronor (Feb 2008)

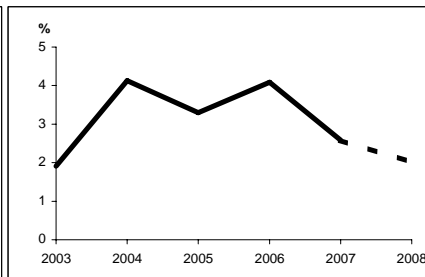
<b>Head of State:</b>	HM King Carl XVI Gustaf
<b>Head of Government:</b>	Prime Minister Mr Fredrik Reinfeldt

<i>Recent economic indicators:</i>	2003	2004	2005	2006	2007(a)	2008(b)
<b>GDP (US\$bn) (current prices):</b>	311.8	357.7	367.2	393.6	455.3	502.5
<b>GDP PPP (US\$bn) (c):</b>	262.5	278.8	295.9	317.7	334.6	348.2
<b>GDP per capita (US\$):</b>	34,734	39,697	40,581	43,190	49,655	54,500
<b>GDP per capita PPP (US\$) (c):</b>	29,251	30,942	32,706	34,865	36,494	37,762
<b>Real GDP growth (% change YOY):</b>	1.9	4.1	3.3	4.1	2.6	2.0
<b>Current account balance (US\$m):</b>	22,392	23,978	24,909	33,303	37,987	31,992
<b>Current account balance (% GDP):</b>	7.2	6.7	6.8	8.5	8.3	6.4
<b>Goods &amp; services exports (% GDP):</b>	42.6	45.3	47.5	50.6	52.4	53.3
<b>Inflation (% change YOY):</b>	2.3	1.0	0.8	1.5	1.7	2.8

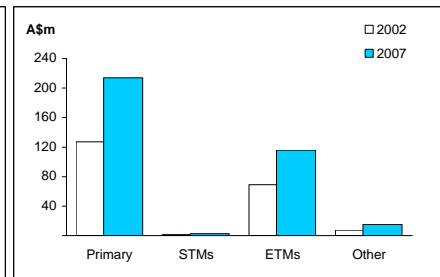
Australia's merchandise trade with Sweden



Real GDP growth



Australia's merchandise exports to Sweden



## Australia's trade relationship with Sweden (d):

### Australian merchandise trade with Sweden, 2007:

Exports to Sweden (A\$m):	348
Imports from Sweden (A\$m):	2,337
Total trade (exports + imports) (A\$m):	2,685

Total share:	Rank:	Growth (yoy):
0.2%	39th	-4.2%
1.2%	17th	-6.7%
0.8%	27th	-6.4%

### Major Australian exports, 2007 (A\$m):

Coal	149
Alcoholic beverages	42
Internal combustion piston engines	26
Equipment for distributing electricity	26

### Major Australian imports, 2007 (A\$m):

Medicaments (incl veterinary)	344
Passenger motor vehicles	200
Telecommunications equipment	165
Motor vehicle parts	145

### Australia's trade in services with Sweden, 2007:

Exports of services to Sweden (A\$m):	239
Imports of services from Sweden (A\$m):	107

### Total share:

0.5%
0.2%

### Major Australian service exports, 2007 (A\$m):

Personal travel excl education	103
Financial services	20

### Major Australian service imports, 2007 (A\$m):

Personal travel excl education	40
Royalties & license fees	29

## Sweden's global merchandise trade relationships:

### Sweden's principal export destinations, 2007:

1	Germany	10.4%
2	Norway	9.4%
3	United States	7.6%
16	Australia	1.1%

### Sweden's principal import sources, 2007:

1	Germany	18.4%
2	Denmark	9.2%
3	Norway	8.6%
38	Australia	0.3%

Compiled by the Market Information and Analysis Section, DFAT, using the latest data from the ABS, the IMF and various international sources.

(a) All recent data subject to revision; (b) IMF/EIU forecast; (c) PPP is purchasing power parity; (d) Total may not add due to rounding.