



SIERRA LEONE

Fact Sheet

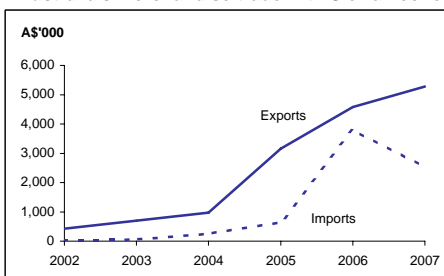
General information:

Fact sheets are updated biannually; May and September

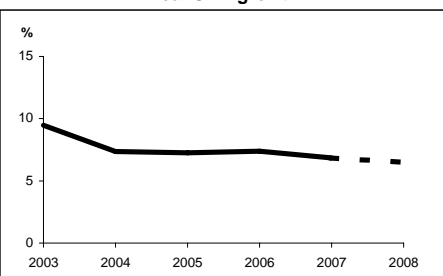
Capital:	Freetown	Head of State and Head of Government:
Surface area:	72 thousand sq km	President HE Ernest Bai Koroma
Official language:	English	
Population:	5.7 million (2007)	
Exchange rate:	A\$1= 2,625.57 Leones (Jan 2008)	

<i>Recent economic indicators:</i>	2003	2004	2005	2006	2007(a)	2008(b)
GDP (US\$m) (current prices):	991	1,073	1,215	1,423	1,664	1,808
GDP PPP (US\$m) (c):	2,687	2,962	3,268	3,620	3,971	4,313
GDP per capita (US\$):	191	202	223	254	290	307
GDP per capita PPP (US\$) (c):	519	558	600	647	692	733
Real GDP growth (% change YOY):	9.5	7.4	7.3	7.4	6.8	6.5
Current account balance (US\$m):	-48	-62	-86	-51	-63	-115
Current account balance (% GDP):	-4.8	-5.8	-7.1	-3.6	-3.8	-6.4
Goods & services exports (% GDP):	17.9	20.1	21.5	22.0	na	na
Inflation (% change YOY):	7.5	14.2	12.1	9.5	11.7	12.4

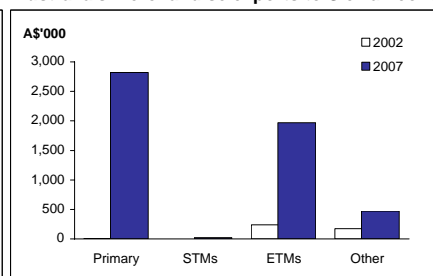
Australia's merchandise trade with Sierra Leone



Real GDP growth



Australia's merchandise exports to Sierra Leone



Australia's trade relationship with Sierra Leone (d):

Australian merchandise trade with Sierra Leone, 2007:

Exports to Sierra Leone (A\$'000):	5,278
Imports from Sierra Leone (A\$'000):	2,529
Total trade (exports + imports) (A\$'000):	7,807

<u>Total share:</u>	<u>Rank:</u>	<u>Growth (yoy):</u>
0.0%	145th	15.2%
0.0%	128th	-33.6%
0.0%	145th	-6.9%

Major Australian exports, 2007 (A\$'000):

Raw hides & skins (except furskins)	2,726
Pumps for gas	1,002
Specialised machinery	350
Computer parts	96

Major Australian imports, 2007 (A\$'000):

Measuring & controlling instruments	415
Household type equipment	356
Glassware	300
Integrated circuits	139

Australia's trade in services with Sierra Leone, 2007:

		<u>Total share:</u>
Exports of services to Sierra Leone (A\$m):	na	na
Imports of services from Sierra Leone (A\$m):	na	na

Sierra Leone's global merchandise trade relationships:

Sierra Leone's principal export destinations, 2006:

1	Belgium	51.9%
2	United States	19.0%
3	Netherlands	6.8%
8	Australia	1.4%

Sierra Leone's principal import sources, 2006:

1	Côte d'Ivoire	9.7%
2	United States	8.1%
3	China	8.0%
30	Australia	0.7%

Compiled by the Market Information and Analysis Section, DFAT, using the latest data from the ABS, the IMF and various international sources.

(a) If recent data subject to revision; (b) IMF forecast; (c) PPP is purchasing power parity; (d) Total may not add due to rounding.

na Data not available.