



PUERTO RICO

Fact Sheet

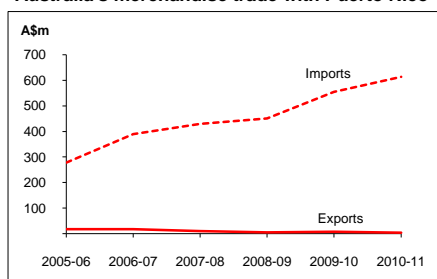
General information:

Fact sheets are updated biannually; June and December

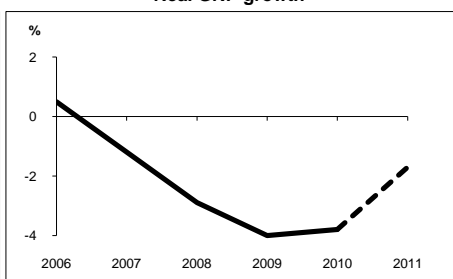
Capital	San Juan	Head of State:	
Surface area:	9 thousand sq km	President	The Hon Barack H Obama
Official languages:	English, Spanish	Head of Government:	
Population:	3.7 million (2010)	Governor	Luis Fortuño
Exchange rate:	A\$1 = US\$1.0766 (Jul 2011)		

Recent economic indicators:	2006	2007	2008	2009	2010(a)	2011(b)
GNP (US\$bn) (current prices) (c):	56.7	59.5	61.7	62.7	63.3	65.4
GNP PPP (US\$bn) (c)(d):	na	na	na	na	na	na
GNP per capita (US\$) (c):	14,436	15,663	16,228	16,940	17,106	na
GNP per capita PPP (US\$) (c)(d):	na	na	na	na	na	na
Real GNP growth (% change yoy) (c):	0.5	-1.2	-2.9	-4.0	-3.8	-1.7
Current account balance (US\$m):	-5,096	-3,910	-2,172	979	3,512	na
Current account balance (% GNP):	-9.0	-6.6	-3.5	1.6	5.5	na
Goods exports (% GNP):	106.0	100.8	103.7	97.0	108.8	115.7
Inflation (% change yoy):	15.1	3.0	9.6	0.3	2.5	3.6

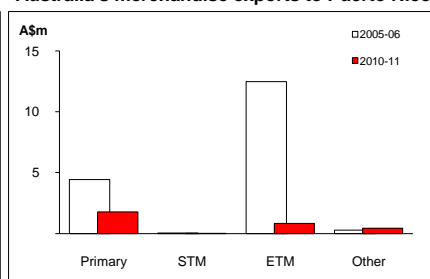
Australia's merchandise trade with Puerto Rico



Real GNP growth



Australia's merchandise exports to Puerto Rico



Australia's trade and investment relationship with Puerto Rico (e):

Australian merchandise trade with Puerto Rico, 2010-11:		Total share:	Rank:	Growth (yoy):
Exports to Puerto Rico (A\$m):	3	0.0%	151st	-58.0%
Imports from Puerto Rico (A\$m):	614	0.3%	39th	10.7%
Total trade (exports + imports) (A\$m):	617	0.1%	49th	9.8%

Major Australian exports, 2010-11* (A\$m):

Meat (excl beef)	1
Beef	1

Major Australian imports, 2010-11 (A\$m):

Medicaments (incl veterinary)	409
Organo-inorganic compounds	101
Orthopaedic appliances	45
Nitrogen-function compounds	20

*Includes A\$428,000 of confidential items, 14% of total exports

Australia's trade in services with Puerto Rico, 2010-11:

		Total share:
Exports of services to Puerto Rico (A\$m):	na	na
Imports of services from Puerto Rico (A\$m):	na	na

Australia's investment relationship with Puerto Rico, 2010 (f):

	Total:	FDI:
Australia's investment in Puerto Rico (A\$m):	nil	nil
Puerto Rico's investment in Australia (A\$m):	np	np

Puerto Rico's global merchandise trade relationships:

Puerto Rico's principal export destinations, 2008:

1	United States	76.3%
2	Germany	5.2%
3	Belgium & Netherlands	4.2%
	Australia	na

Puerto Rico's principal import sources, 2008:

1	United States	52.7%
2	Ireland	20.7%
3	Nigeria	4.6%
	Australia	na

Compiled by the Market Information and Research Section, DFAT, using the latest data from the ABS, the IMF and various international sources.

(a) All recent data subject to revision; (b) EIU forecast; (c) Gross National Product; (d) PPP is purchasing power parity; (e) Total may not add due to rounding;

(f) Stock, as at 31 December. Released annually by the ABS. na Data not available. np Data not published. .. Data not meaningful.