



QATAR

Fact Sheet

General information:

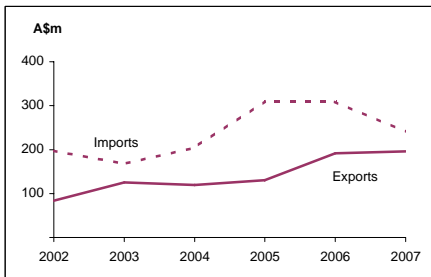
Fact sheets are updated biannually; May and September

Capital:	Doha	Head of State:	Emir of the State of Qatar HH Sheikh Hamad bin Khalifa Al-Thani
Surface area:	11 thousand sq km	Head of Government:	Prime Minister HE Sheikh Hamad bin Jassim bin Jabr Al-Thani
Official language:	Arabic		
Population:	0.9 million (2007)		
Exchange rate:	A\$1 = 3.3236 Riyals (Feb 2008)		

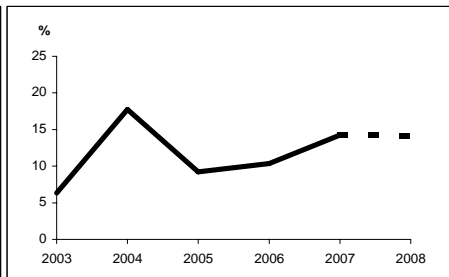
Recent economic indicators:

	2003	2004	2005	2006	2007(a)	2008(b)
GDP (US\$bn) (current prices):	23.5	31.7	42.5	52.7	67.8	98.3
GDP PPP (US\$bn) (c):	41.6	51.6	56.3	64.1	75.2	87.6
GDP per capita (US\$):	32,788	41,949	53,333	62,914	72,849	95,167
GDP per capita PPP (US\$) (c):	57,932	68,166	70,772	76,537	80,870	84,833
Real GDP growth (% change YOY):	6.3	17.7	9.2	10.3	14.2	14.1
Current account balance (US\$m):	5,946	7,100	14,097	16,113	23,435	43,833
Current account balance (% GDP):	25.3	22.4	33.2	30.6	34.6	44.6
Goods & services exports (% GDP):	61.3	64.5	68.8	67.4	63.9	65.1
Inflation (% change YOY):	2.3	6.8	8.8	11.8	13.8	12.0

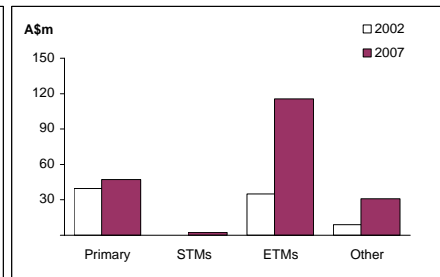
Australia's merchandise trade with Qatar



Real GDP growth



Australia's merchandise exports to Qatar



Australia's trade relationship with Qatar (d):

Australian merchandise trade with Qatar, 2007:		<u>Total share:</u>	<u>Rank:</u>	<u>Growth (yoy):</u>
Exports to Qatar (A\$m):	196	0.1%	45th	2.3%
Imports from Qatar (A\$m):	240	0.1%	45th	-22.2%
Total trade (exports + imports) (A\$m):	436	0.1%	46th	-12.8%

Major Australian exports, 2007* (A\$m):

Passenger motor vehicles	92
Meat (excl bovine)	18
Live animals	13
Bovine meat	7

*Includes A\$29m of confidential items, 15% of total exports.

Major Australian imports, 2007* (A\$m):

Fertilizers (excl crude)	75
Crude petroleum	46
Polymers of ethylene, primary	9

*Includes A\$109m of confidential items, 45% of total imports.

Australia's trade in services with Qatar, 2007:

		<u>Total share:</u>
Exports of services to Qatar (A\$m):	na	na
Imports of services from Qatar (A\$m):	na	na

Qatar's global merchandise trade relationships:

Qatar's principal export destinations, 2006:

1	Japan	39.8%
2	Republic of Korea	18.6%
3	Singapore	6.4%
13	Australia	0.7%

Qatar's principal import sources, 2006:

1	France	13.3%
2	Japan	10.1%
3	United States	9.3%
20	Australia	1.0%

Compiled by the Market Information and Analysis Section, DFAT, using the latest data from the ABS, the IMF and various international sources.

(a) All recent data subject to revision; (b) IMF/EIU forecast; (c) PPP is purchasing power parity; (d) Total may not add due to rounding.

na Data not available.