



PORTUGAL

Fact Sheet

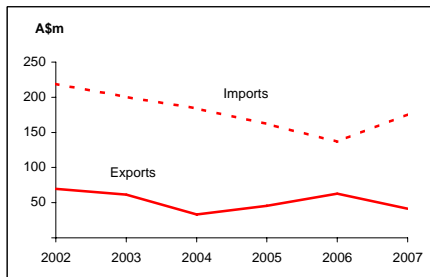
General information:

Fact sheets are updated biannually; May and September

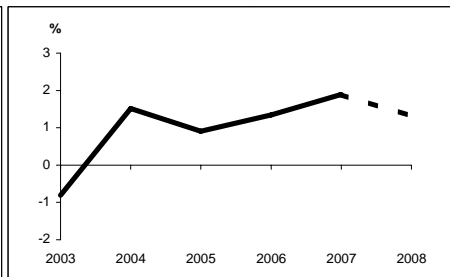
Capital:	Lisbon	Head of State:	
Surface area:	92 thousand sq km	President HE Mr Aníbal Cavaco Silva	
Official language:	Portuguese	Head of Government:	
Population:	10.6 million (2007)	Prime Minister HE Mr José Sócrates	
Exchange rate:	A\$1 = 0.6192 Euros (Feb 2008)		

<i>Recent economic indicators:</i>	2003	2004	2005	2006	2007(a)	2008(b)
GDP (US\$bn) (current prices):	156.7	179.2	185.8	195.0	223.3	248.8
GDP PPP (US\$bn) (c):	195.6	203.1	210.8	220.4	230.5	238.2
GDP per capita (US\$):	15,018	17,060	17,587	18,418	21,019	23,351
GDP per capita PPP (US\$) (c):	18,740	19,332	19,957	20,818	21,701	22,357
Real GDP growth (% change YOY):	-0.8	1.5	0.9	1.3	1.9	1.3
Current account balance (US\$m):	-9,569	-13,803	-18,030	-18,283	-20,887	-23,558
Current account balance (% GDP):	-6.1	-7.7	-9.7	-9.4	-9.4	-9.5
Goods & services exports (% GDP):	28.3	28.8	28.8	31.5	32.7	32.5
Inflation (% change YOY):	3.3	2.5	2.1	3.0	2.4	2.4

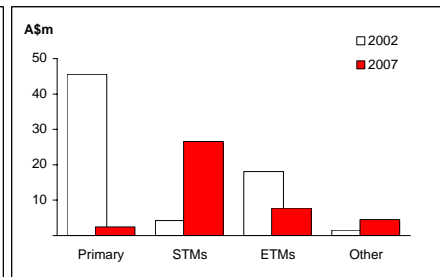
Australia's merchandise trade with Portugal



Real GDP growth



Australia's merchandise exports to Portugal



Australia's trade relationship with Portugal (d):

Australian merchandise trade with Portugal, 2007:

Exports to Portugal (A\$m):	41	Total share:	0.0%	Rank:	72nd	Growth (yoy):	-34.1%
Imports from Portugal (A\$m):	176		0.1%		47th		28.9%
Total trade (exports + imports) (A\$m):	217		0.1%		60th		9.1%

Major Australian exports, 2007* (A\$m):

Aluminium	23
Paper & paperboard	2
Cork manufactures	2
Crude vegetable materials	1

*Includes A\$4m of confidential items, 11% of total exports.

Major Australian imports, 2007 (A\$m):

Passenger motor vehicles	58
Cork manufactures	34
Telecommunications equipment	5
Footwear	4

Australia's trade in services with Portugal, 2007:

Exports of services to Portugal (A\$m):	na	Total share:	na
Imports of services from Portugal (A\$m):	na		na

Portugal's global merchandise trade relationships:

Portugal's principal export destinations, 2006:

1	Spain	26.5%
2	Germany	12.8%
3	France	11.9%
37	Australia	0.2%

Portugal's principal import sources, 2006:

1	Spain	28.9%
2	Germany	13.1%
3	France	8.1%
64	Australia	0.1%

Compiled by the Market Information and Analysis Section, DFAT, using the latest data from the ABS, the IMF and various international sources.

(a) All recent data subject to revision; (b) IMF forecast; (c) PPP is purchasing power parity; (d) Total may not add due to rounding.

na Data not available.