



POLAND

Fact Sheet

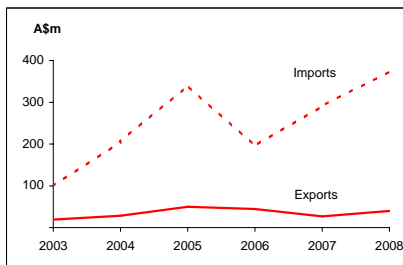
General information:

Fact sheets are updated biannually; May and September

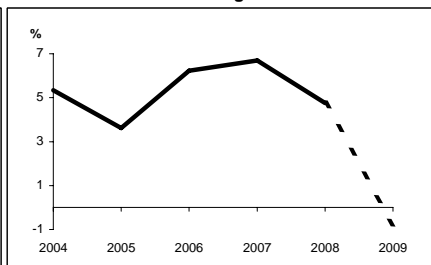
Capital:	Warsaw	Head of State:	
Surface area:	313 thousand sq km	President HE Mr Lech Kaczynski	
Official language:	Polish	Head of Government:	
Population:	38.1 million (2008)	Prime Minister Mr Donald Tusk	
Exchange rate:	A\$1 = 2.1583 Zlotys (Jan 2009)		

Recent economic indicators:	2004	2005	2006	2007	2008(a)	2009(b)
GDP (US\$bn) (current prices):	253.0	304.0	341.7	424.8	525.7	403.0
GDP PPP (US\$bn) (c):	484.9	518.0	567.9	622.2	666.1	667.3
GDP per capita (US\$):	6,627	7,965	8,958	11,143	13,799	10,583
GDP per capita PPP (US\$) (c):	12,700	13,571	14,890	16,323	17,482	17,524
Real GDP growth (% change yoy):	5.3	3.6	6.2	6.7	4.8	-0.7
Current account balance (US\$m):	-10,118	-3,705	-9,200	-20,100	-29,029	-18,034
Current account balance (% GDP):	-4.0	-1.2	-2.7	-4.7	-5.5	-4.5
Goods & services exports (% GDP):	37.7	37.1	40.4	40.8	39.4	41.6
Inflation (% change yoy):	3.5	2.1	1.0	2.5	4.2	2.1

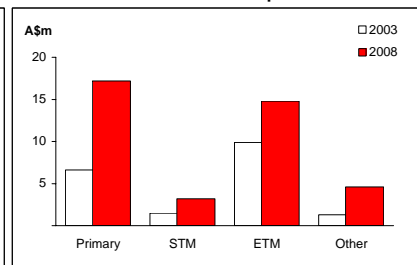
Australia's merchandise trade with Poland



Real GDP growth



Australia's merchandise exports to Poland



Australia's trade relationship with Poland (d):

Australian merchandise trade with Poland, 2008:

Exports to Poland (A\$m):	40
Imports from Poland (A\$m):	374
Total trade (exports + imports) (A\$m):	414

Total share:	Rank:	Growth (yoy):
0.0%	77th	47.0%
0.2%	45th	28.5%
0.1%	53rd	30.0%

Major Australian exports, 2008 (A\$m):

Coke & semi-coke	11
Medicaments (incl veterinary)	5
Alcoholic beverages	3
Gold coin & legal tender coin	3

Major Australian imports, 2008 (A\$m):

Goods vehicles	55
Furniture, mattresses, & cushions	39
Vehicle parts & accessories	35
Household-type equipment	33

Australia's trade in services with Poland, 2008:

		Total share:
Exports of services to Poland (A\$m):	na	na
Imports of services from Poland (A\$m):	na	na

Poland's global merchandise trade relationships.

Poland's principal export destinations, 2007:

1	Germany	25.5%
2	Italy	6.5%
3	France	6.0%
46	Australia	0.1%

Poland's principal import sources, 2007:

1	Germany	23.6%
2	Russian Federation	8.7%
3	China	7.1%
54	Australia	0.1%

Compiled by the Market Information and Research Section, DFAT, using the latest data from the ABS, the IMF and various international sources.

(a) All recent data subject to revision; (b) IMF/EIU forecast; (c) PPP is purchasing power parity; (d) Total may not add due to rounding.

na Data not available.