

# FRENCH POLYNESIA



Fact Sheet

## General information:

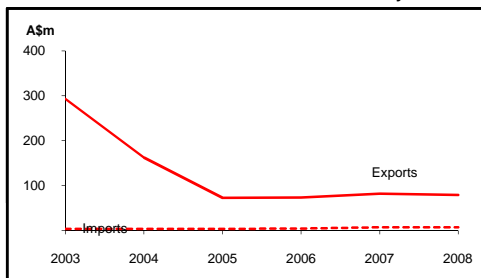
Fact sheets are updated biannually; May and September

<b>Capital:</b>	Papeete
<b>Surface area:</b>	4 thousand sq km
<b>Official languages:</b>	French, Tahitian
<b>Population:</b>	259,800 (2007)
<b>Exchange rate:</b>	A\$1 = 72.99 CFP Francs (2007)

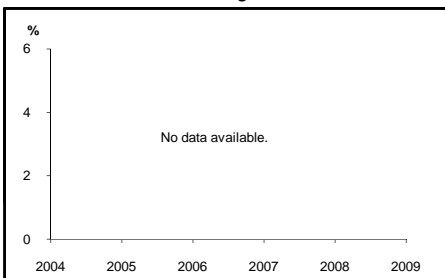
<b>Head of State:</b>	President HE Mr Nicolas Sarkozy
<b>Head of Government:</b>	Mr Oscar Temaru, President of French Polynesia

Recent economic indicators:	2004	2005	2006	2007	2008(a)	2009(b)
<b>GDP (US\$bn) (current prices):</b>	5.3	5.5	na	na	na	na
<b>GDP PPP (US\$bn) (c):</b>	na	na	na	na	na	na
<b>GDP per capita (US\$):</b>	21,376	21,650	na	na	na	na
<b>GDP per capita PPP (US\$) (c):</b>	na	na	na	na	na	na
<b>Real GDP growth (% change yoy):</b>	na	na	na	na	na	na
<b>Current account balance (US\$m):</b>	na	na	na	na	na	na
<b>Current account balance (% GDP):</b>	na	na	na	na	na	na
<b>Goods exports (% GDP):</b>	3.7	4.0	na	na	na	na
<b>Inflation (% change yoy):</b>	0.8	2.3	2.4	1.9	na	na

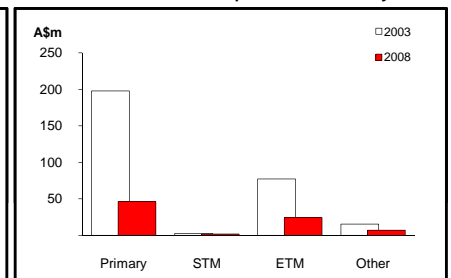
Australia's merchandise trade with French Polynesia



Real GDP growth



Australia's merchandise exports to French Polynesia



## Australia's trade and investment relationship with French Polynesia (d):

<b>Australian merchandise trade with French Polynesia, 2008:</b>		<b>Total share:</b>	<b>Rank:</b>	<b>Growth (yoy):</b>
Exports to French Polynesia (A\$m):	79	0.0%	65th	-3.5%
Imports from French Polynesia (A\$m):	7	0.0%	106th	-0.7%
Total trade (exports + imports) (A\$m):	86	0.0%	75th	-3.2%

<b>Major Australian exports, 2008 (A\$m):</b>	
Liquefied propane & butane	10
Cereal preparations	7
Beef	7
Tobacco, manufactured	3

<b>Major Australian imports, 2008 (A\$m):</b>	
Pearls & gems	6

<b>Australia's trade in services with French Polynesia, 2008:</b>		<b>Total share:</b>
Exports of services to French Polynesia (A\$m):	na	na
Imports of services from French Polynesia (A\$m):	na	na

<b>Australia's investment relationship with French Polynesia, 2008 (e):</b>		<b>Total:</b>	<b>FDI:</b>
Australia's investment in French Polynesia (A\$m):		np	np
French Polynesia's investment in Australia (A\$m):		3	na

## French Polynesia's global merchandise trade relationships:

French Polynesia's principal export destinations, 2008:			French Polynesia's principal import sources, 2008:		
1	Hong Kong, SAR of China	41.4%	1	France	30.1%
2	France	19.7%	2	Singapore	14.2%
3	Japan	14.2%	3	United States	9.9%
12	Australia	0.6%	7	Australia	3.2%

Compiled by the Market Information and Research Section, DFAT, using the latest data from the ABS, the IMF and various international sources.

(a) All recent data subject to revision; (b) EIU forecast; (c) PPP is purchasing power parity; (d) Total may not add due to rounding; (e) Stock, as at 31 December. Released annually by the ABS. np Data not published. na Data not available.