

PALAU

Fact Sheet

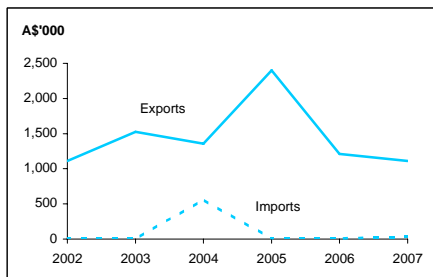
General information:

Fact sheets are updated biannually; May and September

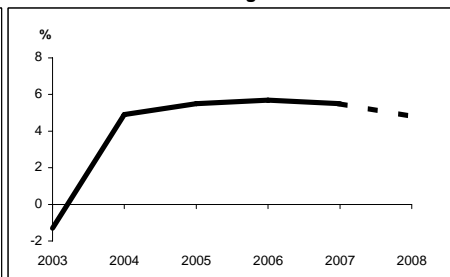
Capital:	Koror	Head of State and Head of Government:
Surface area:	458 sq km	President HE Tommy E Remengesau, Jr
Official languages:	Palauan, English	
Population:	20,044 (2006)	
Exchange rate:	A\$1 = US\$0.9131 (Feb 2008)	

Recent economic indicators:	2003	2004	2005	2006	2007(a)	2008(b)
GDP (US\$m) (current prices):	122.7	133.6	144.7	157.7	170.1	na
GDP PPP (US\$m) (c):	na	na	na	na	na	na
GDP per capita (US\$):	6,262	6,780	7,270	7,867	na	na
GDP per capita PPP (US\$) (c):	na	na	na	na	na	na
Real GDP growth (% change YOY):	-1.3	4.9	5.5	5.7	5.5	4.8
Current account balance (US\$m):	10	13	15	4	na	na
Current account balance (% GDP):	7.9	9.6	10.6	2.5	na	na
Goods & services exports (% GDP):	70.0	79.9	79.1	73.0	na	na
Inflation (% change YOY):	0.9	5.0	3.9	4.4	3.9	na

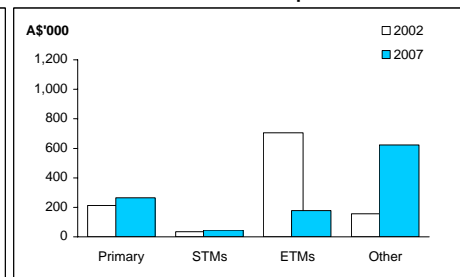
Australia's merchandise trade with Palau



Real GDP growth



Australia's merchandise exports to Palau



Australia's trade relationship with Palau (d):

Australian merchandise trade with Palau, 2007:

Exports to Palau (A\$'000):	1,109	Total share:	0.0%	Rank:	180th	Growth (yoy):	-8.4%
Imports from Palau (A\$'000):	32		0.0%		196th		255.6%
Total trade (exports + imports) (A\$'000):	1,141		0.0%		189th		-6.5%

Major Australian exports, 2007* (A\$'000):

Meat prepared or preserved	216
Internal combustion piston engines	55
Alcoholic beverages	35
Pumps for gas	31

Major Australian imports, 2007 (A\$'000):

Musical instruments	18
Electric power machinery	11
Ships, boats & floating structures	3

*Includes A\$622,000 of confidential items and special transactions, 56% of total exports.

Australia's trade in services with Palau, 2007:

Exports of services to Palau (A\$m):	na	Total share:	na
Imports of services from Palau (A\$m):	na		na

Palau's global merchandise trade relationships:

Palau's principal export destinations, 2007:

Palau's principal import sources, 2007:

Data not available.

Compiled by the Market Information and Analysis Section, DFAT, using the latest data from the ABS, the IMF and various international sources.

(a) All recent data subject to revision; (b) ADB forecast; (c) PPP is purchasing power parity; (d) Total may not add due to rounding.

na Data not available.