

NORWAY

Fact Sheet

General information:

Fact sheets are updated biannually; June and December

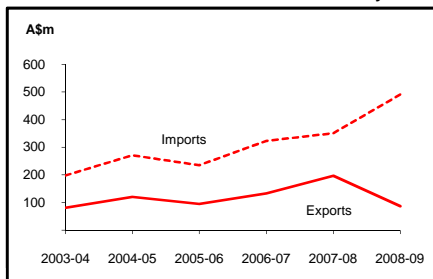
Capital:	Oslo
Surface area:	324 thousand sq km
Official language:	Norwegian (Bokmål and Nynorsk)
Population:	4.8 million (2009)
Exchange rate:	A\$1 = 5.0648 Kroner (Aug 2009)

Head of State:
HM King Harald V/HRH the Crown Prince Regent

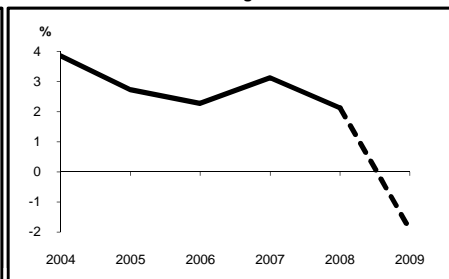
Head of Government:
Prime Minister Mr Jens Stoltenberg

Recent economic indicators:	2004	2005	2006	2007	2008(a)	2009(b)
GDP (US\$bn) (current prices):	258.6	302.0	336.7	388.5	451.8	369.0
GDP PPP (US\$bn) (c):	207.6	220.1	232.5	246.6	257.2	256.3
GDP per capita (US\$):	56,223	65,204	72,076	82,276	94,387	76,692
GDP per capita PPP (US\$) (c):	45,127	47,520	49,756	52,229	53,738	53,269
Real GDP growth (% change yoy):	3.9	2.7	2.3	3.1	2.1	-1.9
Current account balance (US\$m):	32,877	49,140	58,027	61,811	88,008	51,410
Current account balance (% GDP):	12.7	16.3	17.2	15.9	19.5	13.9
Goods & services exports (% GDP):	41.9	44.3	46.4	45.8	48.6	42.1
Inflation (% change yoy):	0.5	1.5	2.3	0.7	3.8	2.3

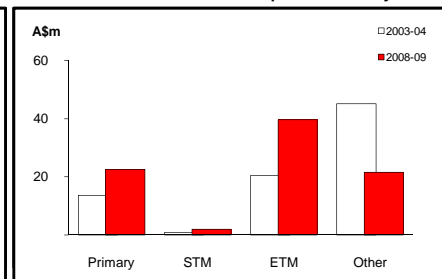
Australia's merchandise trade with Norway



Real GDP growth



Australia's merchandise exports to Norway



Australia's trade and investment relationship with Norway (d):

Australian merchandise trade with Norway, 2008-09:

Exports to Norway (A\$m):	86	Total share:	0.0%	Rank:	61st	Growth (yoy):	-56.2%
Imports from Norway (A\$m):	491		0.2%		39th		40.1%
Total trade (exports + imports) (A\$m):	577		0.1%		45th		5.5%

Major Australian exports, 2008-09* (A\$m):

Alcoholic beverages	12
Medical instruments (incl veterinary)	6
Perfumery & cosmetics (excl soap)	6
Non-ferrous waste & scrap	4

*Includes A\$21m of confidential items, 24% of total exports.

Major Australian imports, 2008-09 (A\$m):

Arms & ammunition	179
Telecom equipment & parts	37
Measuring & analysing instruments	23
Specialised machinery & parts	22

Australia's trade in services with Norway, 2008-09:

Exports of services to Norway (A\$m):	201	Total share:	0.4%
Imports of services from Norway (A\$m):	298		0.5%

Major Australian service exports, 2008-09 (A\$m):

Transportation	73
Education-related travel	58

Major Australian service imports, 2008-09 (A\$m):

Transportation	149
Business & professional	101

Australia's investment relationship with Norway, 2008 (e):

Australia's investment in Norway (A\$m):		Total:	1,628	FDI:	np
Norway's investment in Australia (A\$m):			2,396		np

Norway's global merchandise trade relationships:

Norway's principal export destinations, 2008:

1	United Kingdom	26.9%
2	Germany	12.8%
3	Netherlands	10.3%
36	Australia	0.1%

Norway's principal import sources, 2008:

1	Sweden	14.3%
2	Germany	13.4%
3	Denmark	6.9%
39	Australia	0.3%

Compiled by the Market Information and Research Section, DFAT, using the latest data from the ABS, the IMF and various international sources.

(a) All recent data subject to revision; (b) IMF/EIU forecast; (c) PPP is purchasing power parity; (d) Total may not add due to rounding; (e) Stock, as at 31 December. Released annually by the ABS. np Data not published.