

# NAURU

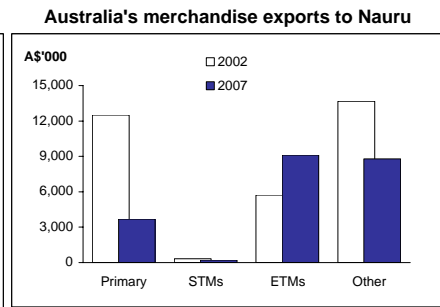
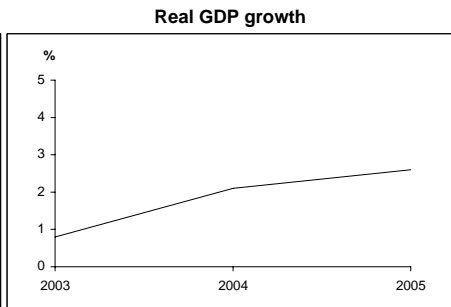
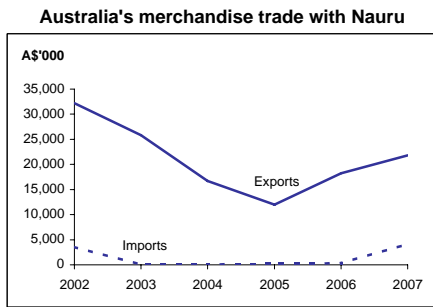
Fact Sheet

## General information:

Fact sheets are updated biannually; May and September

<b>Surface area:</b>	21 sq km	<b>Head of State and Head of Government:</b>	
<b>Official language:</b>	Nauruan	President HE The Hon Mr Marcus Stephen	
<b>Population:</b>	10,131 (2006)		
<b>Exchange rate:</b>	Unit of currency = Australian dollar		

<i>Recent economic indicators:</i>	2003	2004	2005	2006	2007(a)	2008(b)
<b>GDP (US\$m) (current prices):</b>	36	42	45	na	na	na
<b>GDP PPP (US\$m) (c):</b>	na	na	na	na	na	na
<b>GDP per capita (US\$):</b>	3,582	4,135	4,469	na	na	na
<b>GDP per capita PPP (US\$) (c):</b>	na	na	na	na	na	na
<b>Real GDP growth (% change YOY):</b>	0.8	2.1	2.6	na	na	na
<b>Current account balance (US\$m):</b>	na	na	na	na	na	na
<b>Current account balance (% GDP):</b>	na	na	na	na	na	na
<b>Goods &amp; services exports (% GDP):</b>	36.3	38.2	37.3	na	na	na
<b>Inflation (% change YOY):</b>	3.3	na	na	na	na	na



## Australia's trade relationship with Nauru (d):

Australian merchandise trade with Nauru, 2007:		<b>Total share:</b>	<b>Rank:</b>	<b>Growth (yoy):</b>
Exports to Nauru (A\$'000):	21,816	0.0%	91st	19.8%
Imports from Nauru (A\$'000):	4,140	0.0%	118th	1337.5%
Total trade (exports + imports) (A\$'000):	25,956	0.0%	104th	40.3%

### Major Australian exports, 2007\* (A\$'000):

Transport vehicles	2,151
Refined petroleum	848
Civil engineering equipment	696
Specialised machinery	655

### Major Australian imports, 2007 (A\$'000):

Crude fertilizers	3,803
Rotating electric plant	240
Alcoholic beverages	39
Telecommunications equipment	29

\*Includes A\$8m of confidential items and special transactions, 40% of total exports.

### Australia's trade in services with Nauru, 2007:

		<b>Total share:</b>
Exports of services to Nauru (A\$m):	na	na
Imports of services from Nauru (A\$m):	na	na

## Nauru's global merchandise trade relationships:

### Nauru's principal export destinations, 2005:

1	South Africa	56.7%
2	India	15.4%
3	Canada	5.9%
10	Australia	1.0%

### Nauru's principal import sources, 2005:

1	Australia	63.0%
2	United States	10.3%
3	Germany	7.5%

Compiled by the Market Information and Analysis Section, DFAT, using the latest data from the ABS, the IMF and various international sources.

(a) All recent data subject to revision; (b) EIU forecast; (c) PPP is purchasing power parity; (d) Total may not add due to rounding.

na Data not available.