



# MAURITANIA

Fact Sheet

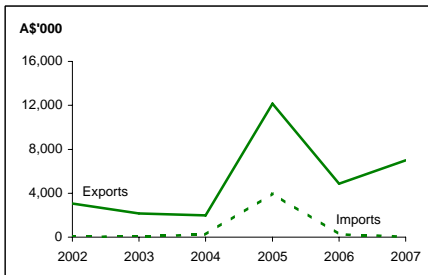
## General information:

Fact sheets are updated biannually; May and September

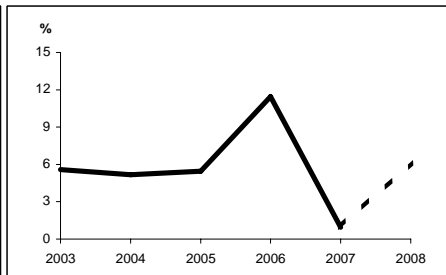
<b>Capital:</b>	Nouakchott	<b>Head of State:</b>	President HE Mr Sidi Mohamed Ould Cheikh Abdallahi
<b>Surface area:</b>	1,026 thousand sq km	<b>Head of Government:</b>	Prime Minister Mr Yahya Ould Ahmed El Waght
<b>Official languages:</b>	Hasaniya Arabic, Pular, Soninke, Wolof		
<b>Population:</b>	3.0 million (2007)		
<b>Exchange rate:</b>	A\$1 = 215.5202 Ouguiyas (2007)		

<i>Recent economic indicators:</i>	2003	2004	2005	2006	2007(a)	2008(b)
<b>GDP (US\$m) (current prices):</b>	1,285	1,495	1,857	2,712	2,756	3,010
<b>GDP PPP (US\$m) (c):</b>	4,257	4,595	4,991	5,738	5,947	6,438
<b>GDP per capita (US\$):</b>	477	542	658	938	931	993
<b>GDP per capita PPP (US\$) (c):</b>	1,581	1,666	1,767	1,984	2,008	2,123
<b>Real GDP growth (% change YOY):</b>	5.6	5.2	5.4	11.4	0.9	6.1
<b>Current account balance (US\$m):</b>	-175	-517	-877	-36	-184	-259
<b>Current account balance (% GDP):</b>	-13.6	-34.6	-47.2	-1.3	-6.7	-8.6
<b>Goods exports (% GDP):</b>	24.7	29.4	33.7	50.4	48.7	47.8
<b>Inflation (% change YOY):</b>	5.3	10.4	12.1	6.2	7.3	7.1

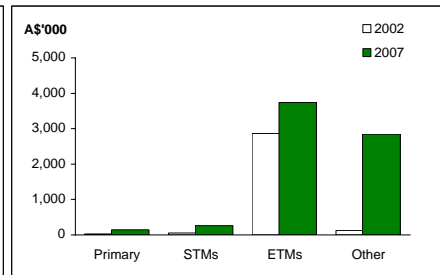
Australia's merchandise trade with Mauritania



Real GDP growth



Australia's merchandise exports to Mauritania



## Australia's trade relationship with Mauritania (d):

### Australian merchandise trade with Mauritania, 2007:

Exports to Mauritania (A\$'000):	6,993
Imports from Mauritania (A\$'000):	36
Total trade (exports + imports) (A\$'000):	7,029

<u>Total share:</u>	<u>Rank:</u>	<u>Growth (yoy):</u>
0.0%	129th	43.6%
0.0%	191st	-86.4%
0.0%	155th	36.9%

### Major Australian exports, 2007\* (A\$'000):

Specialised machinery	1,139
Heating & cooling equipment	507
Hand or machine tools	386
Pumps for gas	185

### Major Australian imports, 2007 (A\$'000):

Specialised machinery	23
Clothing	8
Musical instruments	6

\*Includes A\$3m of confidential items and special transactions, 41% of total exports.

### Australia's trade in services with Mauritania, 2007:

		<u>Total share:</u>
Exports of services to Mauritania (A\$m):	na	na
Imports of services from Mauritania (A\$m):	na	na

## Mauritania's global merchandise trade relationships:

### Mauritania's principal export destinations, 2006:

1	China	26.2%
2	Italy	11.8%
3	France	10.2%
47	Australia	0.0%

### Mauritania's principal import sources, 2006:

1	France	11.9%
2	China	8.2%
3	Belgium	6.9%
37	Australia	0.3%

Compiled by the Market Information and Analysis Section, DFAT, using the latest data from the ABS, the IMF and various international sources.

(a) All recent data subject to revision; (b) IMF forecast; (c) PPP is purchasing power parity; (d) Total may not add due to rounding.

na Data not available.