



MONTENEGRO

Fact Sheet

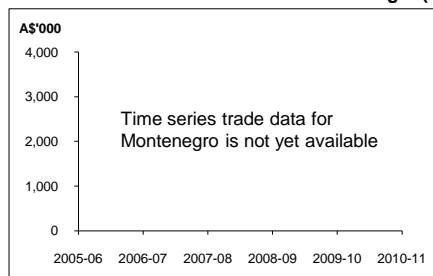
General information:

Fact sheets are updated biannually; June and December

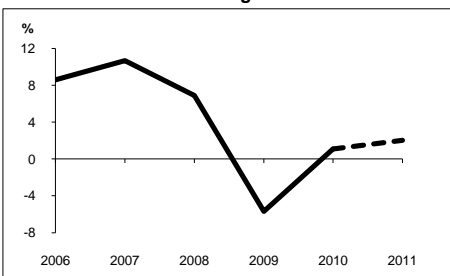
Capital:	Podgorica	Head of State:	
Surface area:	14 thousand sq km	President HE Mr Filip Vujanovic	
Official language:	Serbian		
Population:	0.6 million (2010)	Head of Government:	
Exchange rate:	A\$1 = 0.7554 Euros (Jul 2011)	Prime Minister HE Mr Igor Luksic	

<i>Recent economic indicators:</i>	2006	2007	2008	2009	2010(a)	2011(b)
GDP (US\$bn):	2.7	3.7	4.5	4.2	4.0	4.2
GDP PPP (US\$bn) (c):	5.6	6.3	6.9	6.6	6.7	7.0
GDP per capita (US\$):	4,323	5,869	7,254	6,632	6,417	6,668
GDP per capita PPP (US\$) (c):	8,910	10,121	11,059	10,539	10,775	11,228
Real GDP growth (% change yoy):	8.6	10.7	6.9	-5.7	1.1	2.0
Current account balance (US\$m):	-650	-1,453	-2,300	-1,256	-1,029	-1,022
Current account balance (% GDP):	-24.1	-39.5	-50.6	-30.3	-25.6	-24.5
Goods exports (% GDP):	30.2	19.2	15.1	9.9	11.8	16.3
Retail price (% change yoy):	3.0	4.2	8.5	3.4	0.5	3.1

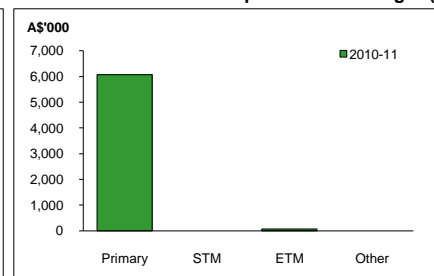
Australia's merchandise trade with Montenegro (e)



Real GDP growth



Australia's merchandise exports to Montenegro (f)



Australia's trade and investment relationship with Montenegro (d):

Australian merchandise trade with Montenegro, 2010-11:		<u>Total share:</u>	<u>Rank:</u>	<u>Growth (yoy):</u>
Exports to Montenegro (A\$'000):	6,143	0.0%	136th	..
Imports from Montenegro (A\$'000):	220	0.0%	171st	209.9%
Total trade (exports + imports) (A\$'000):	6,363	0.0%	154th	..

Major Australian exports, 2010-11 (A\$'000):	
Lead ores & concentrates	4,933
Beef	686
Meat (excl beef)	277
Chocolate & preparations of cocoa	94

Major Australian imports, 2010-11 (A\$'000):	
Alcoholic beverages	38
Measuring & analysing instruments	36
Lime, cement & construction materials	35
Rotating electric plant & parts	25

Australia's trade in services with Montenegro, 2010-11:

		<u>Total share:</u>
Exports of services to Montenegro (A\$m):	na	na
Imports of services from Montenegro (A\$m):	na	na

Australia's investment relationship with Montenegro, 2010 (f):

	<u>Total:</u>	<u>FDI:</u>
Australia's investment in Montenegro (A\$m):	na	na
Montenegro's investment in Australia (A\$m):	na	na

Montenegro's global merchandise trade relationships:

Montenegro's principal export destinations, 2010:

1	Serbia	28.2%
2	Greece	17.1%
3	Italy	14.8%
46	Australia	0.0%

Montenegro's principal import sources, 2010:

1	Serbia	26.2%
2	Bosnia-Herzegovina	7.5%
3	Germany	7.1%
64	Australia	0.0%

Compiled by the Market Information and Research Section, DFAT, using the latest data from the ABS, the IMF and various international sources.

(a) All recent data subject to revision; (b) IMF/EIU forecast; (c) PPP is purchasing power parity; (d) Total may not add due to rounding; (e) Trade data for Montenegro is only available for 2009 and 2010; (f) Stock, as at 31 December - released annually by the ABS. na Data not available. np Data not published. .. Data not meaningful.