



# MEXICO

Fact Sheet

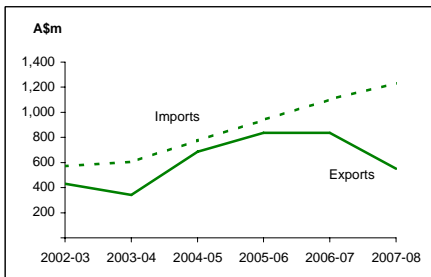
## General information:

Fact sheets are updated biannually; May and September

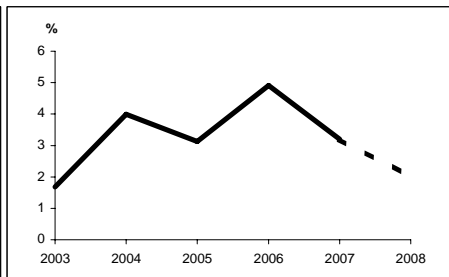
<b>Capital:</b>	Mexico City	<b>Head of State and Head of Government:</b>	
<b>Surface area:</b>	1,958 thousand sq km	<b>President Mr Felipe Calderón Hinojosa</b>	
<b>Official language:</b>	Spanish		
<b>Population:</b>	105.3 million (2007)		
<b>Exchange rate:</b>	A\$1 = 9.1946 New Pesos (Aug 2008)		

<i>Recent economic indicators:</i>	2003	2004	2005	2006	2007(a)	2008(b)
<b>GDP (US\$bn) (current prices):</b>	700.3	759.4	847.0	948.9	1,022.8	1,142.6
<b>GDP PPP (US\$bn) (c):</b>	1,136.1	1,231.6	1,295.2	1,402.5	1,486.3	1,550.3
<b>GDP per capita (US\$):</b>	6,932	7,442	8,216	9,104	9,717	10,747
<b>GDP per capita PPP (US\$) (c):</b>	11,246	12,069	12,563	13,457	14,120	14,582
<b>Real GDP growth (% change YOY):</b>	1.7	4.0	3.1	4.9	3.2	2.0
<b>Current account balance (US\$m):</b>	-8,573	-6,595	-5,207	-2,231	-5,813	-15,882
<b>Current account balance (% GDP):</b>	-1.2	-0.9	-0.6	-0.2	-0.6	-1.4
<b>Goods &amp; services exports (% GDP):</b>	25.3	26.6	27.2	28.1	28.3	33.9
<b>Inflation (% change YOY):</b>	3.9	5.1	3.3	4.0	3.7	5.7

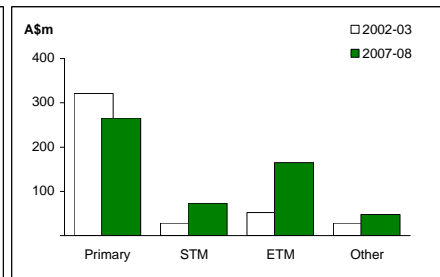
Australia's merchandise trade with Mexico



Real GDP growth



Australia's merchandise exports to Mexico



## Australia's trade relationship with Mexico (d):

### Australian merchandise trade with Mexico, 2007-08:

Exports to Mexico (A\$m):	551	<b>Total share:</b>	0.3%	<b>Rank:</b>	33rd	<b>Growth (yoy):</b>	-34.2%
Imports from Mexico (A\$m):	1,233		0.6%		28th		11.8%
Total trade (exports + imports) (A\$m):	1,783		0.5%		32nd		-8.0%

### Major Australian exports, 2007-08 (A\$m):

Coal	140
Computer parts & accessories	40
Medicaments (incl veterinary)	40
Meat (excl beef)	38

### Major Australian imports, 2007-08 (A\$m):

Internal combustion piston engines	153
Computers	152
Telecom equipment & parts	126
Passenger motor vehicles	105

### Australia's trade in services with Mexico, 2007-08:

Exports of services to Mexico (A\$m):	82	<b>Total share:</b>	0.2%
Imports of services from Mexico (A\$m):	33		0.1%

### Major Australian service exports, 2007-08 (A\$m):

Education-related travel	39
Business & professional	24

### Major Australian service imports, 2007-08 (A\$m):

Personal travel excl. education	23
Business travel	4

## Mexico's global merchandise trade relationships:

### Mexico's principal export destinations, 2007:

1	United States	82.1%
2	Canada	2.4%
3	Germany	1.5%
25	Australia	0.2%

### Mexico's principal import sources, 2007:

1	United States	49.6%
2	China	10.5%
3	Japan	5.8%
26	Australia	0.3%

Compiled by the Market Information and Analysis Section, DFAT, using the latest data from the ABS, the IMF and various international sources.

(a) All recent data subject to revision; (b) IMF/EIU forecast; (c) PPP is purchasing power parity; (d) Total may not add due to rounding.