

MADAGASCAR

Fact Sheet

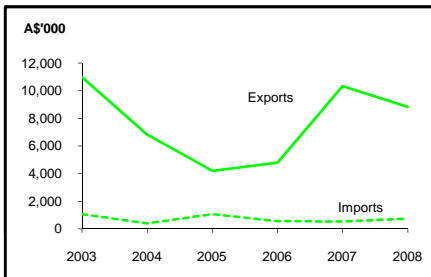
General information:

Fact sheets are updated biannually; May and September

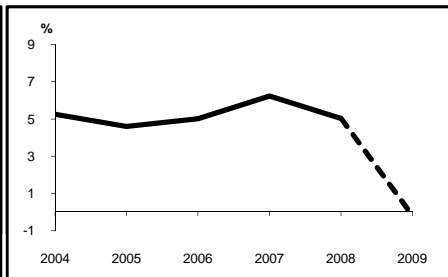
Capital:	Antananarivo	Head of State:	
Surface area:	587 thousand sq km	President HE Mr Andry Rajoelina	
Official languages:	Malagasy, French	Head of Government:	
Population:	20.2 million (2008)	Prime Minister HE Mr Monja Roindefo	
Exchange rate:	A\$1 = 1,274.45 Ariary (Feb 2009)		

Recent economic indicators:	2004	2005	2006	2007	2008(a)	2009(b)
GDP (US\$bn) (current prices):	4.4	5.0	5.5	7.4	9.3	8.6
GDP PPP (US\$bn) (c):	14.4	15.5	16.8	18.4	19.7	19.9
GDP per capita (US\$):	240	271	288	374	458	412
GDP per capita PPP (US\$) (c):	795	833	879	934	976	957
Real GDP growth (% change yoy):	5.3	4.6	5.0	6.2	5.0	-0.2
Current account balance (US\$m):	-397	-550	-484	-1,070	-2,256	-1,438
Current account balance (% GDP):	-9.1	-10.9	-8.8	-14.5	-24.4	-16.8
Goods exports (% GDP):	22.7	16.5	17.5	14.9	12.5	na
Inflation (% change yoy):	14.0	18.4	10.8	10.4	9.2	9.4

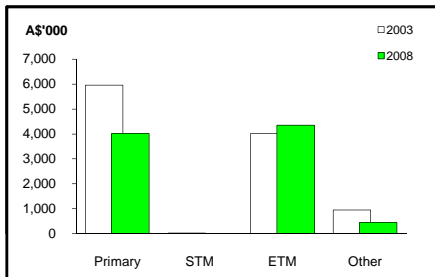
Australia's merchandise trade with Madagascar



Real GDP growth



Australia's merchandise exports to Madagascar



Australia's trade and investment relationship with Madagascar (d):

Australian merchandise trade with Madagascar, 2008:		Total share:	Rank:	Growth (yoy):
Exports to Madagascar (A\$'000):	8,815	0.0%	128th	-14.5%
Imports from Madagascar (A\$'000):	736	0.0%	152nd	42.4%
Total trade (exports + imports) (A\$'000):	9,551	0.0%	142nd	-11.8%

Major Australian exports, 2008 (A\$'000):

Animal oils & fats	3,145
Heating & cooling equipment & parts	1,051
Civil engineering equipment & parts	922
Tubes & pipes of iron or steel	807

Major Australian imports, 2008 (A\$'000):

Clothing	184
Electronic integrated circuits	84
Misc manufactured articles	71
Computer parts & accessories	62

Australia's trade in services with Madagascar, 2008:

Exports of services to Madagascar (A\$m):	na	Total share:	na
Imports of services from Madagascar (A\$m):	na		na

Australia's investment relationship with Madagascar, 2008 (e):

Australia's investment in Madagascar (A\$m):	na	Total:	na	FDI:	na
Madagascar's investment in Australia (A\$m):	na		na		na

Madagascar's global merchandise trade relationships:

Madagascar's principal export destinations, 2008:

1	France	45.1%
2	United States	21.9%
3	Germany	6.5%
44	Australia	0.0%

Madagascar's principal import sources, 2008:

1	China	21.0%
2	France	8.9%
3	Bahrain	8.0%
26	Australia	0.6%

Compiled by the Market Information and Research Section, DFAT, using the latest data from the ABS, the IMF and various international sources.

(a) All recent data subject to revision; (b) IMF forecast; (c) PPP is purchasing power parity; (d) Total may not add due to rounding; (e) Stock, as at 31 December. Released annually by the ABS. na Data not available.