



MARSHALL ISLANDS *Fact Sheet*

General information:

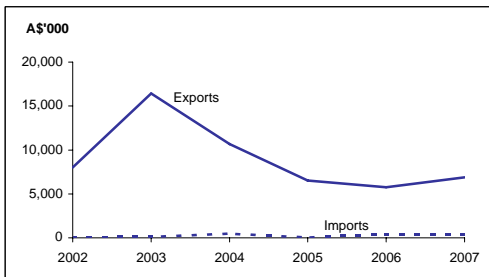
Fact sheets are updated biannually; May and September

Capital:	Majuro
Surface area:	181 sq km
Official language:	English
Population:	61,815 (2007)
Exchange rate:	A\$1 = US\$0.9131 (Feb 2008)

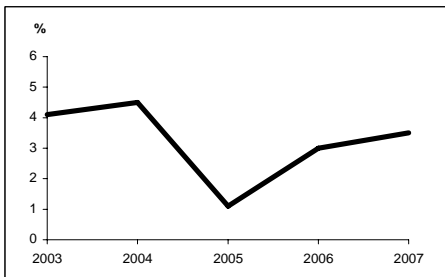
Head of State and Head of Government:
President HE Litokwa Tomeing

<i>Recent economic indicators (c):</i>	2003	2004	2005	2006	2007(a)	2008(b)
GDP (US\$m) (current prices) (c):	119.5	125.5	132.2	145.8	166.7	na
GDP PPP (US\$m) (d):	na	na	na	na	na	na
GDP per capita (US\$) (c):	2,193	2,265	2,344	2,541	2,696	na
GDP per capita PPP (US\$) (d):	na	na	na	na	na	na
Real GDP growth (% change YOY) (c):	4.1	4.5	1.1	3.0	3.5	na
Current account balance (US\$m) (c):	26.0	16.0	9.0	7.0	7.0	na
Current account balance (% GDP) (c):	21.8	12.8	6.8	4.8	4.2	na
Goods & services exports (% GDP):	19.3	20.8	18.7	18.3	18.0	na
Inflation (% change YOY) (c):	1.2	2.2	4.4	4.3	2.4	2.4

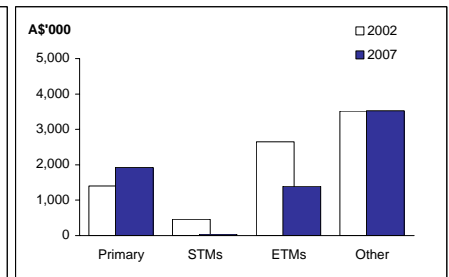
Australia's merchandise trade with Marshall Islands



Real GDP growth



Australia's merchandise exports to Marshall Islands



Australia's trade relationship with Marshall Islands (e):

Australian merchandise trade with Marshall Islands, 2007:

Exports to Marshall Islands (A\$'000):	6,893
Imports from Marshall Islands (A\$'000):	441
Total trade (exports + imports) (A\$'000):	7,334

Total share:	Rank:	Growth (yoy):
0.0%	132nd	19.8%
0.0%	154th	-2.2%
0.0%	153rd	18.2%

Major Australian exports, 2007* (A\$'000):

Meat prepared or preserved	1,009
Integrated circuits	366
Flour of wheat	348
Sugars, molasses & honey	175

Major Australian imports, 2007 (A\$'000):

Animal feed	156
Plastic plate, sheet, film & strip	123
Ferrous waste & scrap	75
Non-ferrous base metal waste	47

*Includes A\$4m of confidential items and special transactions, 51% of total exports.

Australia's trade in services with Marshall Islands, 2007:

		Total share:
Exports of services to Marshall Islands (A\$m):	na	na
Imports of services from Marshall Islands (A\$m):	na	na

Marshall Islands' global merchandise trade relationships:

Marshall Islands' principal export destinations, 2007:

Marshall Islands' principal import sources, 2007:

No data available.

Compiled by the Market Information and Analysis Section, DFAT, using the latest data from the ABS, the IMF and various international sources.

(a) All recent data subject to revision; (b) IMF/ADB projection; (c) Fiscal year ending September 30; (d) PPP is purchasing power parity; (e) Total may not add due to rounding.

na Data not available.