



LESOTHO

Fact Sheet

General information:

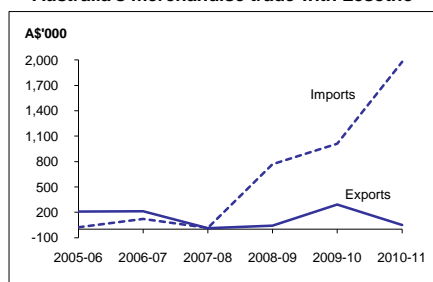
Fact sheets are updated biannually; June and December

Capital:	Maseru
Surface area:	30 thousand sq km
Official languages:	Sesotho, English
Population:	2.5 million (2010)
Exchange rate:	A\$1 = 7.3190 Loti (Jul 2011)

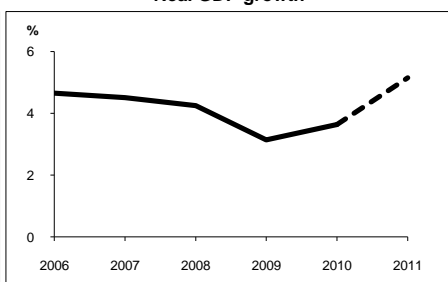
Head of State:	HM King Letsie III
Head of Government:	Prime Minister HE The Rt Hon Bethuel Pakalitha Mosisili

<i>Recent economic indicators:</i>	2006	2007	2008	2009	2010(a)	2011(b)
GDP (US\$m) (current prices) (c):	1,472	1,655	1,642	1,775	2,316	2,690
GDP PPP (US\$m) (d):	2,742	2,949	3,142	3,276	3,434	3,688
GDP per capita (US\$):	623	688	670	711	911	1,040
GDP per capita PPP (US\$) (d):	1,160	1,225	1,282	1,312	1,351	1,425
Real GDP growth (% change yoy) (c):	4.7	4.5	4.3	3.1	3.6	5.2
Current account balance (US\$m):	28	149	97	-92	-411	-704
Current account balance (% GDP):	1.9	9.0	5.9	-5.2	-17.7	-26.2
Goods & services exports (% GDP):	51.6	52.7	56.5	43.8	38.9	na
Inflation (% change yoy):	6.3	9.2	10.7	5.9	3.4	6.5

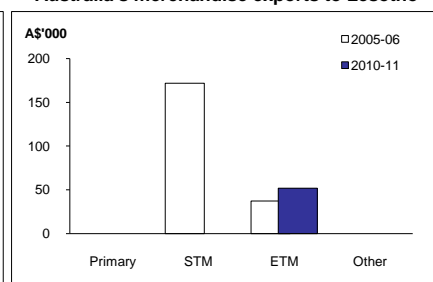
Australia's merchandise trade with Lesotho



Real GDP growth



Australia's merchandise exports to Lesotho



Australia's trade and investment relationship with Lesotho (e):

Australian merchandise trade with Lesotho, 2010-11:

Exports to Lesotho (A\$'000):	52	Total share:	0.0%	Rank:	210th	Growth (yoy):	-82.2%
Imports from Lesotho (A\$'000):	1,979		0.0%		131st		95.6%
Total trade (exports + imports) (A\$'000):	2,031		0.0%		180th		55.9%

Major Australian exports, 2010-11 (A\$'000):

Vehicle parts & accessories	27
Measuring & analysing instruments	25

Major Australian imports, 2010-11 (A\$'000):

Clothing	1,971
----------	-------

Australia's trade in services with Lesotho, 2010-11:

Exports of services to Lesotho (A\$m):	na	Total share:	na
Imports of services from Lesotho (A\$m):	na		na

Australia's investment relationship with Lesotho, 2010 (f):

Australia's investment in Lesotho (A\$m):	na	Total:	na	FDI:	na
Lesotho's investment in Australia (A\$m):	nil		nil		nil

Lesotho's global merchandise trade relationships:

Lesotho's principal export destinations, 2008:

1	South Africa	82.7%
2	United States	14.6%
3	Madagascar	0.7%
19	Australia	0.0%

Lesotho's principal import sources, 2008:

1	South Africa	95.2%
2	Japan	1.8%
3	Germany	1.4%
25	Australia	0.0%

Compiled by the Market Information and Research Section, DFAT, using the latest data from the ABS, the IMF and various international sources.

(a) All recent data subject to revision; (b) IMF forecast; (c) Fiscal years beginning April 1; (d) PPP is purchasing power parity; (e) Total may not add due to rounding.

(f) Stock, as at 31 December. Released annually by the ABS. na Data not available. np Data not published. .. Data not meaningful.