

LAOS

Fact Sheet

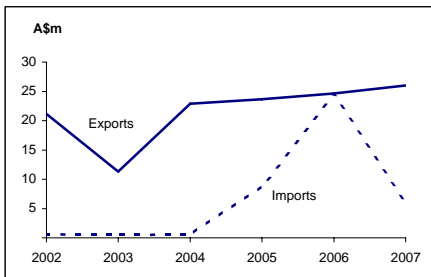
General information:

Fact sheets are updated biannually; May and September

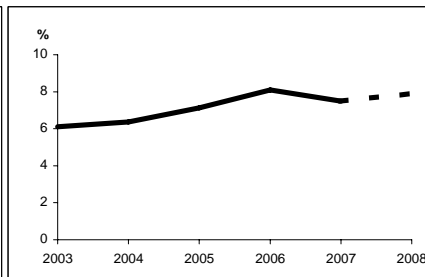
Capital:	Vientiane	Head of State:	
Surface area:	237 thousand sq km	President HE Mr Choummaly Sayasone	
Official language:	Lao		
Population:	6.1 million (2007)	Head of Government:	
Exchange rate:	A\$1 = 8,578.50 Kip (Oct 2007)	Prime Minister HE Mr Bouasone Bouphavanh, MP	

<i>Recent economic indicators:</i>	2003	2004	2005	2006	2007(a)	2008(b)
GDP (US\$bn) (current prices):	2.1	2.5	2.9	3.5	4.0	4.6
GDP PPP (US\$bn) (c):	8.5	9.3	10.3	11.5	12.6	13.9
GDP per capita (US\$):	380	433	489	573	656	740
GDP per capita PPP (US\$) (c):	1,507	1,607	1,739	1,901	2,060	2,225
Real GDP growth (% change YOY):	6.1	6.4	7.1	8.1	7.5	7.9
Current account balance (US\$m):	-175	-358	-543	-435	-930	-1,005
Current account balance (% GDP):	-8.1	-14.3	-18.8	-12.6	-23.1	-21.7
Goods exports (% GDP):	15.6	14.5	19.2	25.5	24.1	na
Inflation (% change YOY):	15.5	10.5	7.2	6.8	4.5	6.9

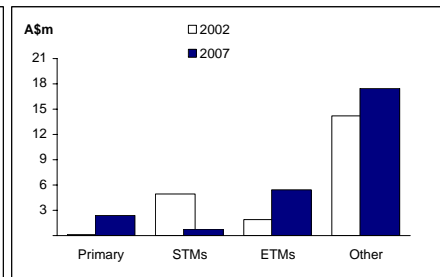
Australia's merchandise trade with Laos



Real GDP growth



Australia's merchandise exports to Laos



Australia's trade relationship with Laos (d):

Australian merchandise trade with Laos, 2007:		Total share:	Rank:	Growth (yoy):
Exports to Laos (A\$m):	26	0.0%	87th	5.5%
Imports from Laos (A\$m):	6	0.0%	106th	-74.9%
Total trade (exports + imports) (A\$m):	32	0.0%	99th	-34.4%

Major Australian exports, 2007* (A\$m):

Non-monetary gold	14
Alcoholic beverages	2
Pumps for liquids	1
Measuring & controlling instruments	1

Major Australian imports, 2007 (A\$m):

Non-monetary gold	5
-------------------	---

*Includes A\$4m of confidential items and special transactions, 14% of total exports.

Australia's trade in services with Laos, 2007:

		Total share:
Exports of services to Laos (A\$m):	na	na
Imports of services from Laos (A\$m):	na	na

Laos' global merchandise trade relationships:

Laos' principal export destinations, 2006:

1	Thailand	41.3%
2	Vietnam	9.7%
3	China	4.1%
7	Australia	2.4%

Laos' principal import sources, 2006:

1	Thailand	69.0%
2	China	11.4%
3	Vietnam	5.6%
6	Australia	1.3%

Compiled by the Market Information and Analysis Section, DFAT, using the latest data from the ABS, the IMF and various international sources.

(a) All recent data subject to revision; (b) IMF forecast; (c) PPP is purchasing power parity; (d) Total may not add due to rounding.

na Data not available.